

Frontier Analysis, Ltd

TECHNICAL SERVICE RESPONSE NO.: UT035

Subject: Analysis of Soil from a Hole over which a Triangular UFO Hovered (Dabrowka, Poland, January 28, 2003)

Date: July 11, 2004

Requested By: Nancy Talbott
BLT Research

Analyzed By: P. A. Budinger

Reported By: P. A. Budinger
Analytical Scientist

Nick Reiter
The Avalon Foundation

Background/Objective: The background below is from the request for infrared analysis as written by Nancy Talbott.

HOLE FOUND IN FIELD OVER WHICH TRIANGULAR UFO HOVERED
Dabrowka, Poland - January 28, 2003
[Photo: Adam Piekut -1/29/03]



At about 5:20 pm (dusk) on January 28, 2003 Zofia Marciniak--a resident of Dabrowka, Poland was in her yard exercising her dog; when she saw a "very bright", 1/2-meter tall, triangular-shaped object hovering just at the top of nearby trees. Object was covered with multicolored light-balls, all the same size, like "a Christmas tree," and was approx. 200 m away from witness. It remained stationary for about 15 minutes & there was no sound.

Adam Piekut, Mrs. Marciniak's grandson, found this 30 cm-diam. round hole in fallow wheat field, directly beneath where UFO had hovered, the following day. He measured the depth to be in excess of 5m and, although he observed that the hole appeared to have been "drilled," he could find no evidence of the dirt which must have come out of the hole. Soil sample was taken about 0.5m down inside hole; control is surface soil, from about 10m away in field.

POSSIBLE UFO TRACE - DABROWKA, POLAND (January 28, 2003)
Photo Taken Six Months Later (July 2003) by N.Talbott

Red arrow points to approximate area from which soil sample was taken
inside hole, late April 2003



The objective of this analysis is to examine the hole soil for unusual components. Specifically, determine whether calcium oxalate is present. Calcium oxalate has been found in other physical traces related to UFOs.¹

Conclusions:

- 1.) No calcium oxalate is detected in the hole soil. The soil is composed of primarily quartz, kaolinite clay, a smaller amount of calcium carbonate, and probably minor amounts of other minerals. The control soil obtained from approximately 10m away in the field is also comprised of mostly quartz. Possibly small amounts of other minerals are present. However, the control does not contain calcium carbonate or kaolinite.
- 2.) The surface control soil would expectedly be different from the hole soil at a collected 0.5m depth. The control should probably have been taken from the same depth.
- 3.) There are no radioactive materials present.

Procedure:

Two samples were submitted with the following information.

¹ Frontier Analysis, Ltd., Technical Service Report No.: UT001, 8/9/1999, "Analysis of Soil Samples Related to the Delphos, Kansas November 2, 1971 CE2 Event". Technical Service Report No.: UT021, 4/4/2002, "Identification of a White Substance that Formed Rings in Fields after Plowing (New Pine Creek, Oregon)".

- S-1 soil from inside a hole taken at a depth of 0.5m from the top. A triangular UFO was observed over the hole.
- C-1 control soil taken from the surface at 10m away from the hole.

Infrared spectra were obtained of the “as received” hole and control soils on the Nicolet Avatar 360 spectrometer using the Harrick SplitPea™ sampling accessory. Additionally, a spectrum was acquired from a water extract of the hole sample.


The hole soil was also examined with a radiation monitor (SE International’s Radiation Alert™ Monitor 4).

EDS analysis was done by Nick Reiter of the Avalon Foundation.

Results:

The results of the individual tests done on the hole soil follow. These results are summarized in the conclusions section on page 2 of this report.

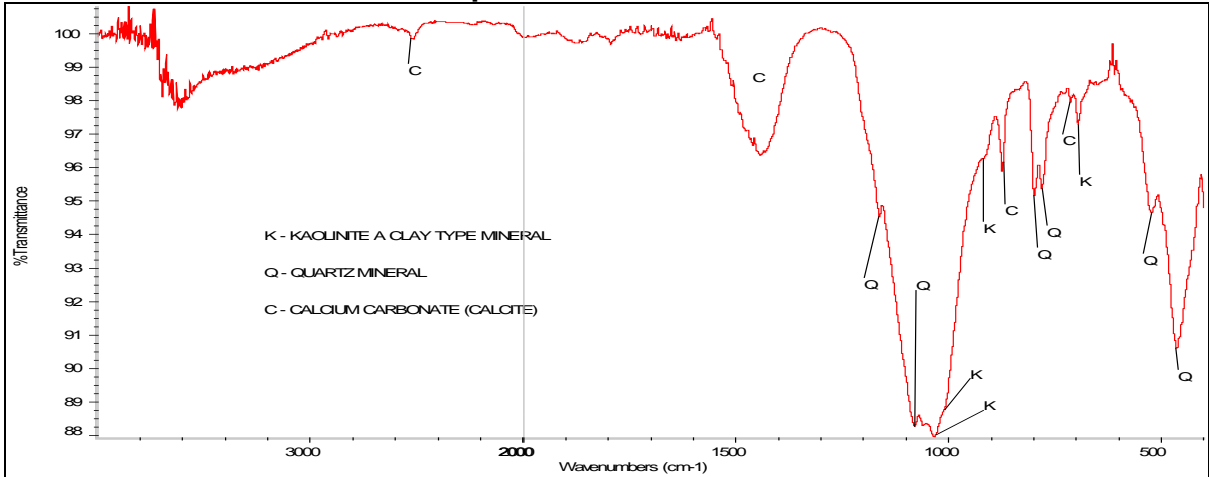
The visual appearance of the hole soil and the control soil are different. The control appears homogeneous. For the most part, it is made up of fine brown particulates; though there are a few lumps. The hole soil appears heterogeneous with mostly lumps. It has some white material. Following is a photograph of the hole soil and control soil.



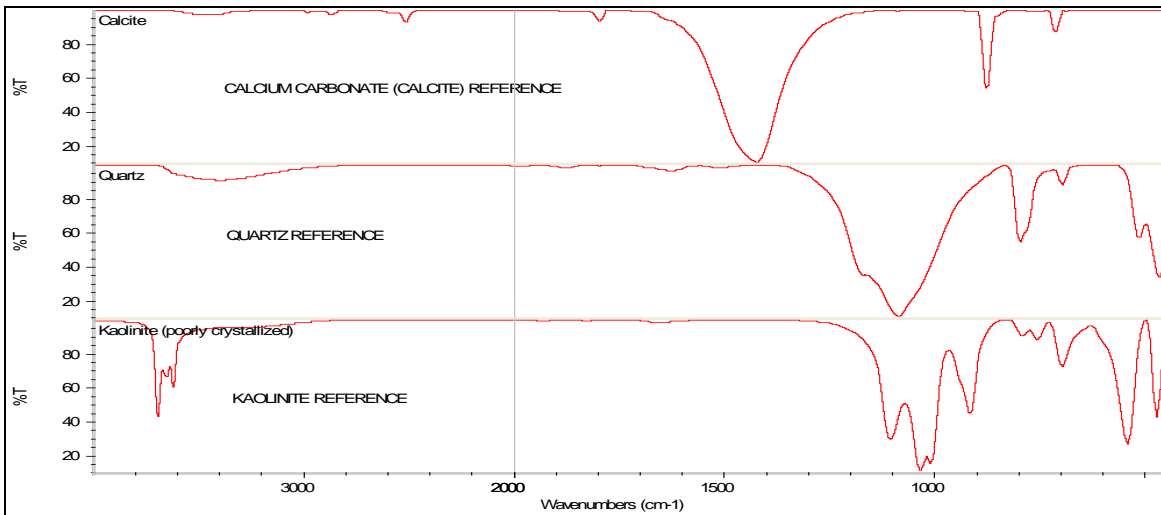
Infrared analysis of the hole soil shows it contains a mix of minerals such as quartz and kaolinite clay. There are probably small amounts of other minerals that are not detected. Additionally present is calcium carbonate (calcite). No

calcium oxalate is present. Following are spectra of the hole soil and references of quartz, kaolinite and calcium carbonate for comparison.

Infrared Spectrum of the Hole Soil



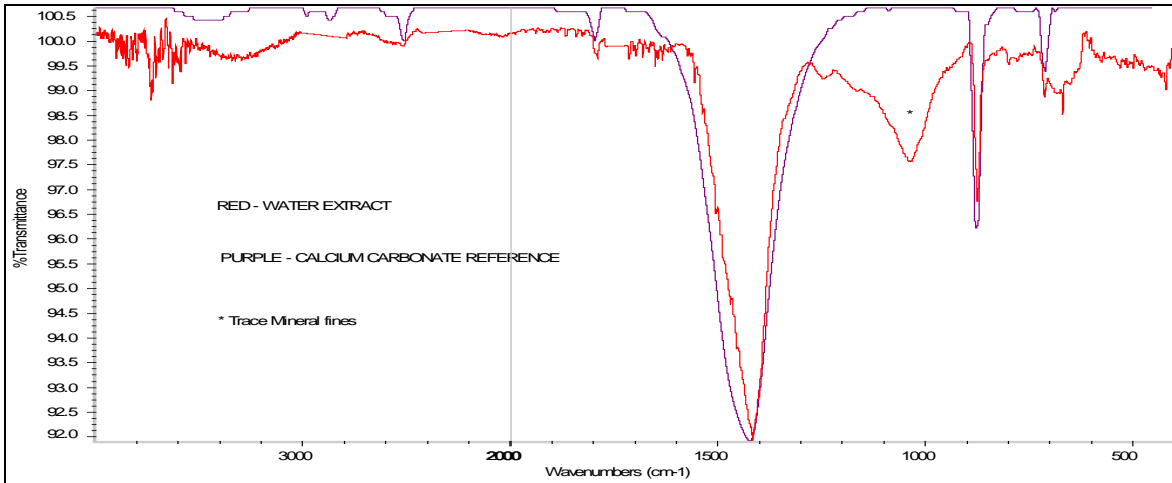
Infrared Reference Spectra of Calcium Carbonate (Calcite), Quartz, and Kaolinite



The hole soil was extracted with water to isolate the calcium carbonate for optimum infrared evaluation. (Calcium carbonate is slightly soluble in water.²) Clearly the spectrum identifies the extract as calcium carbonate. A trace amount of mineral fines carried over in the extract. The spectrum follows along with a superimposed reference of calcium carbonate for easy comparison.

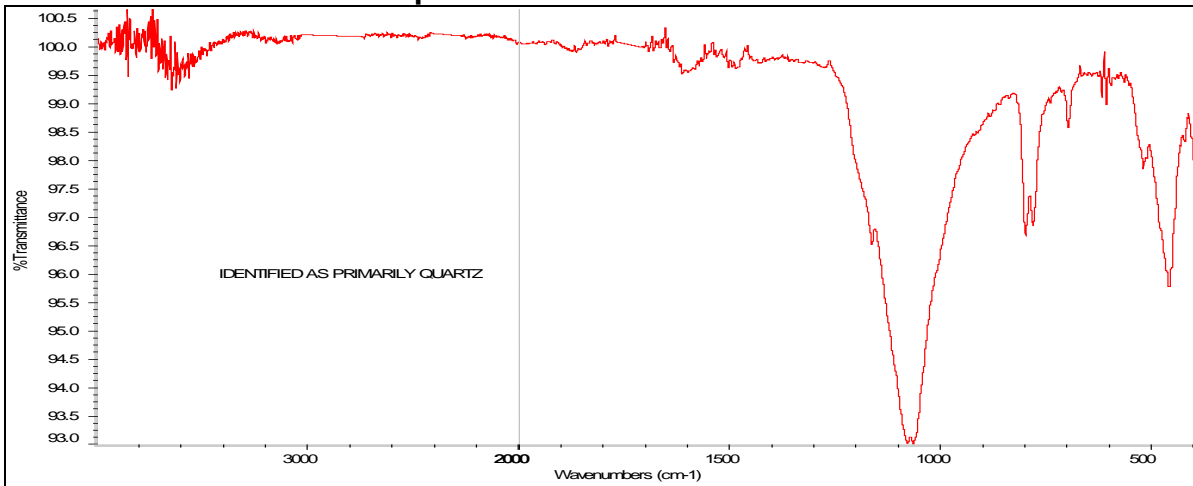
² Richard J. Lewis, Sr., "Hawley's Chemical Dictionary," Fourteenth Edition, John Wiley and Sons, Inc., New York, 2002.

Infrared Spectra of Water Extract from the Hole Soil and a Calcium Carbonate Reference



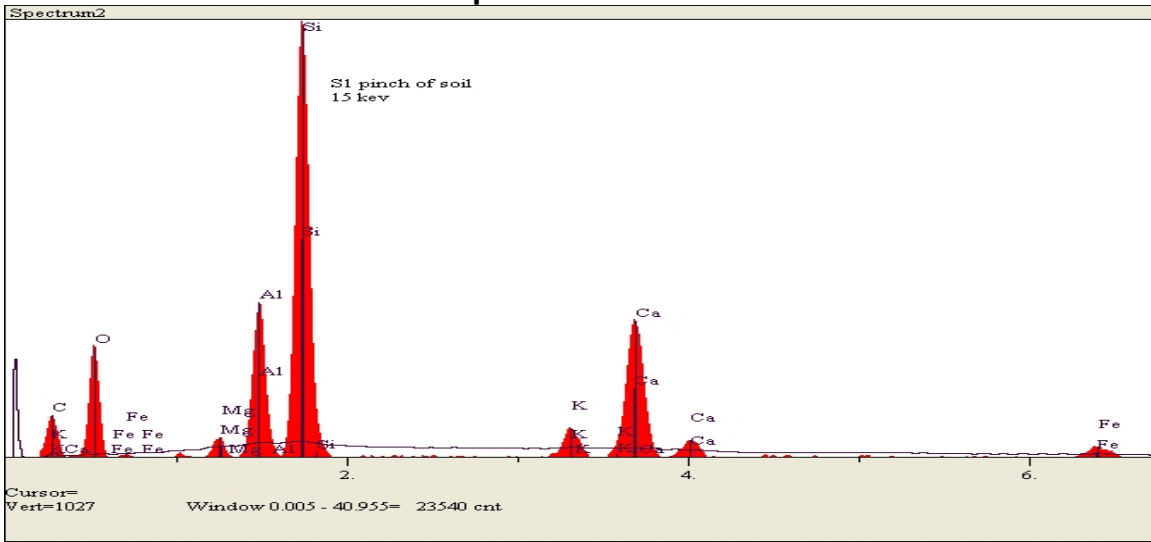
The control surface soil consists of primarily quartz. There may be smaller amounts of other minerals not detected. Conspicuously absent are kaolinite and calcium carbonate which are present in the hole soil. The surface control soil would expectedly be different from the hole soil collected 0.5m down. Following is a spectrum of the control soil. A quartz reference is shown on page 4 for comparison.

Infrared Spectrum of Control Surface Soil



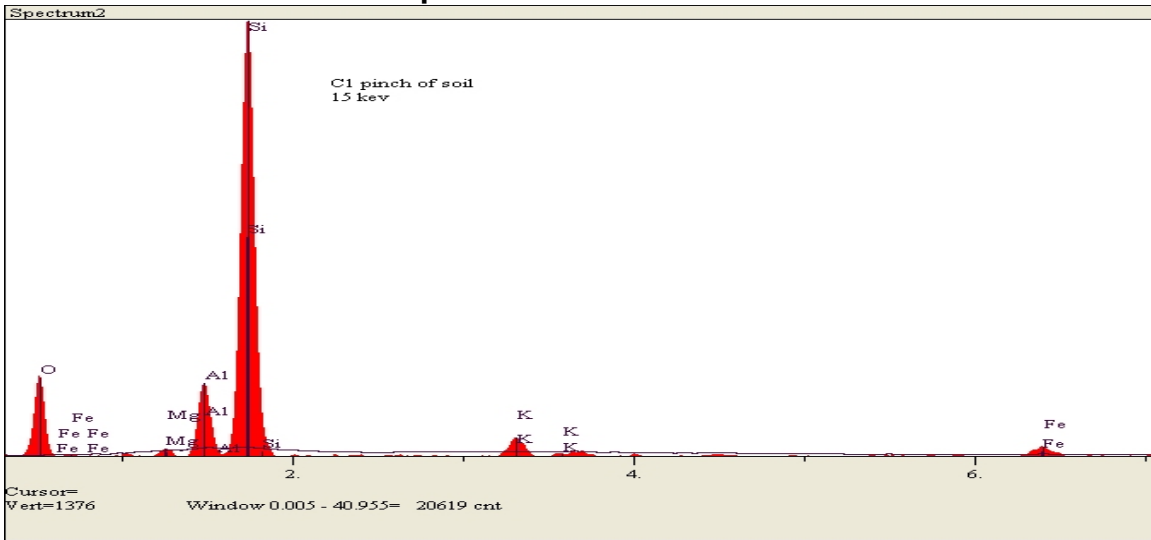
EDS elemental analysis supports the infrared results. An EDS spectrum of the hole material shows all the elements which compose the sample minerals (quartz, kaolinite, calcium carbonate and small amounts of other unidentified minerals). These include major amounts of silicon, aluminum, calcium, oxygen and carbon. There are minor amounts of potassium, magnesium, and iron. Following is the spectrum.

EDS Spectrum of Hole Soil



EDS analysis of the control soil shows typical elements found in quartz and probable smaller amounts of other unidentified minerals. These include major amounts of silicon, aluminum and oxygen. There are small amounts of iron, potassium, and magnesium. Following is the spectrum.

EDS spectrum of the Control Soil



Examination of the soil for radiation shows nothing above normal background radiation.

FILE: UT035

Phyllis A. Budinger