

THIS FILE IS MADE AVAILABLE THROUGH THE DECLASSIFICATION EFFORTS AND RESEARCH OF:

# THE BLACK VAULT

THE BLACK VAULT IS THE LARGEST ONLINE FREEDOM OF INFORMATION ACT / GOVERNMENT RECORD CLEARING HOUSE IN THE WORLD. THE RESEARCH EFFORTS HERE ARE RESPONSIBLE FOR THE DECLASSIFICATION OF THOUSANDS OF DOCUMENTS THROUGHOUT THE U.S. GOVERNMENT, AND ALL CAN BE DOWNLOADED BY VISITING:

[HTTP://WWW.BLACKVAULT.COM](http://www.blackvault.com)

YOU ARE ENCOURAGED TO FORWARD THIS DOCUMENT TO YOUR FRIENDS, BUT PLEASE KEEP THIS IDENTIFYING IMAGE AT THE TOP OF THE .PDF SO OTHERS CAN DOWNLOAD MORE!

Defense Science Board, OUSD(A)  
The Pentagon, Room 3D1020  
Washington, D.C. 20301-3140

93-F-0283

DO NOT REMOVE

Report of  
Defense Science Board Task Force  
on  
**DEFENSE SEMICONDUCTOR  
DEPENDENCY**



**February 1987**

Office of the  
Under Secretary of Defense  
for Acquisition

Washington, D.C. 20301

**This Document Has Been**

**CLEARED**

**For Open Publication**

**23 January 1987**

**Directorate for Freedom of Information  
and Security Review, OASD(PA)  
Department of Defense**



OFFICE OF THE SECRETARY OF DEFENSE  
WASHINGTON, D.C. 20301

DEFENSE SCIENCE  
BOARD

9 FEB 1987

MEMORANDUM FOR THE SECRETARY OF DEFENSE

THROUGH: UNDER SECRETARY OF DEFENSE FOR ACQUISITION

SUBJECT: Report of the Defense Science Board Task Force on  
"Semiconductor Dependency" -- ACTION MEMORANDUM

I am pleased to forward the final report of the Defense Science Board (DSB) Task Force on "Semiconductor Dependency," prepared under the chairmanship of Mr. Norman R. Augustine. The study addresses the impact of dependency of the U.S. military on foreign sources for semiconductor devices. All of our advanced military systems make use of such devices. Our remarkable technology achievements in semiconductor devices account, in large measure, for the superior performance of all our advanced systems. The report concludes that, while our current dependency on foreign sources is modest today, semiconductor manufacturing trends indicate that we will become highly dependent in the future if immediate actions are not taken. The most significant finding of the Task Force is that U.S. technology leadership in this critical area is rapidly eroding and that this has serious implications for the nation's economy and immediate and predictable consequences for the Defense Department. The report further concludes that action must be taken to:

- a. Retain a domestic strategic production base.
- b. Maintain a strong base of expertise in the technologies of device and circuit design, fabrication, materials refinement and preparation, and production equipment.

Specific recommendations are made by the Task Force to address these critical areas. The recommendations call for cooperative government, industry, and university actions. Because of the time-sensitive nature of this problem, immediate action is recommended.

In summary, this DSB report focuses on a critical national problem that at some time in the future may be looked upon in retrospect as a turning point in the history of our nation. The implications of the loss of semiconductor technology and



manufacturing expertise, for our country in general and our national security in particular, are awesome indeed.

The report represents the unanimous views of the Task Force members. In addition, some of the members concluded that a "Buy American" policy in semiconductors would also have an important and useful impact; others disagreed. I believe the issue warrants further exploration and have included it in the attached memorandum for your consideration.

Regardless of what caused our current predicament, the resulting problem is critical not only to DoD but to the nation. The DoD cannot solve the problem alone but can take some important actions itself, and take the lead in pushing for a national effort.

I strongly recommend that you read Mr. Augustine's transmittal letter, review the Executive Summary, and sign the attached memorandum. I also urge you to raise this issue at the highest levels of our government as one of critical national importance.

*Charles A. Fowler*  
Charles A. Fowler

Attachments

1. Memorandum
2. Transmittal Letter
3. Executive Summary



OFFICE OF THE SECRETARY OF DEFENSE  
WASHINGTON, D.C. 20301

DEFENSE SCIENCE  
BOARD

December 31, 1986

Mr. Charles A. Fowler  
Chairman  
Defense Science Board  
Office of the Secretary of Defense  
The Pentagon  
Washington, D.C. 20301-3140

Dear Mr. *cut* Fowler:

Submitted herewith is the final report of the Defense Science Board Task Force on Semiconductor Dependency. The report is the result of an approximately 10-month effort during which the Task Force interrogated some 50 expert witnesses, surveyed the existing literature on the subject, and solicited via the Federal Register comments from all interested parties.

The Task Force concludes that procurement by the Department of Defense is a relatively insignificant factor to the semiconductor industry; but, in contrast, the existence of a healthy U.S. semiconductor industry is critical to the national defense. Because of this asymmetry, the Task Force believes that it is imperative for the Department of Defense to take action to assure the long-term viability of a U.S. semiconductor industry which can at least meet critical defense needs. Semiconductors today represent the most highly leveraged and most ubiquitous element for assuring the technological superiority of the United States' military forces.

It is widely recognized that the manufacturing capacity of the U.S. semiconductor industry is being lost to foreign competitors, principally Japan. It is less widely recognized, but of even greater long-term concern, that technological leadership is also being lost.

It would be relatively easy to blame these ominous happenings on various forms of inappropriate behavior of foreign competitors. This would, however, be a gross oversimplification. For a multitude of reasons, the U.S. has not positioned itself to compete effectively in the world semiconductor market. The consequences of this fact are now being suffered.

Although the implications of these trends on the nation's economy as it enters the information age are serious indeed, the consequences for the Department of Defense are more immediate and predictable. Certain actions can nonetheless be taken which may enable the U.S. semiconductor industry to re-establish itself as a viable world competitor and a source of state-of-the-art semiconductors for defense

Mr. Charles A. Fowler  
December 31, 1986  
Page 2

needs. The most important of these actions is for the Department of Defense to encourage and actively support with contract funding (approximately \$200M per year) the establishment of a U.S. Semiconductor Manufacturing Institute formed as a consortium of U.S. manufacturers. The purpose of this private consortium is to perform generic manufacturing process development for very advanced semiconductor devices and to sponsor equipment and materials research and development which will benefit the U.S. semiconductor industry's contributions to our economy in general and national defense in particular. The fact that this investment by the government does benefit the commercial competitiveness of U.S. merchant semiconductor firms would be an unfortunate basis for withholding Defense Department support of these recommendations which are viewed as critical to national defense. It is simply no longer possible for individual U.S. semiconductor firms to compete independently against world-class combinations of foreign industrial, governmental and academic institutions which have benefited from more benign financial and structural environments abroad.

The individual members of the Defense Science Board Task Force consider the nation's growing dependency on foreign sources for vital semiconductor hardware and technology to be among the most serious matters they have had the occasion to address in their various associations with the Department of Defense. Further, there exists a considerable time urgency because of the rate at which market position and technological capability are deteriorating in this rapidly changing field.

The members of the Task Force stand ready to assist in the implementation of the recommendations.

Sincerely,



Norman R. Augustine

/ljc  
Enclosure

TABLE OF CONTENTS

	<u>Page</u>
Section I. Executive Summary	1 - 13
Section II. Briefing Charts	14 - 95
Section III. Terms of Reference	96 - 97
Section IV. Task Force Membership	98 -103



**SECTION I.**  
**EXECUTIVE SUMMARY**

SECTION I  
EXECUTIVE SUMMARY

1.0 INTRODUCTION

U.S. Defense strategy relies upon technologically superior weapons to overcome the numerical advantage of our adversaries. Our capability to field technologically superior weapons may soon, however, be dangerously diminished.

The superiority of U.S. defense systems of all types is directly dependent upon superior electronics, a force multiplier which not only enhances the performance of the weapons themselves, but also maximizes the efficiency of their application through sophisticated intelligence and command and control systems. Electronics technology is therefore the foundation upon which much of our defense strategy and capabilities are built. The United States has historically been the technological leader in electronics. However, superiority in the application of innovation no longer exists and the relative stature of our technology base in this area is steadily deteriorating.

As evidenced by market share and the perception of the technical and financial communities, the United States' semiconductor device and related "upstream" industries, such as those that supply silicon materials or processing equipment, are losing the commercial and technical leadership they have historically held in important aspects of process technology and manufacturing, as well as product design and innovation. The U.S. semiconductor industry may very soon, in fact, be competitive only in very small, "specialty" segments of the overall market. This situation has arisen partly because of loss, in some areas, of technological leadership, resulting in an inability to compete with high-quality products in commodity markets.

The following reasoning, reflecting the considered judgments of the Task Force, suggests that a direct threat to the technological superiority deemed essential to U.S. defense systems exists:

- o U.S. military forces depend heavily on technological superiority to win.
- o Electronics is the technology that can be leveraged most highly.
- o Semiconductors are the key to leadership in electronics.
- o Competitive, high-volume production is the key to leadership in semiconductors.
- o High-volume production is supported by the commercial market.

- o Leadership in commercial volume production is being lost by the U.S. semiconductor industry.
- o Semiconductor technology leadership, which in this field is closely coupled to manufacturing leadership, will soon reside abroad.
- o U.S. Defense will soon depend on foreign sources for state-of-the-art technology in semiconductors. The Task Force views this as an unacceptable situation.

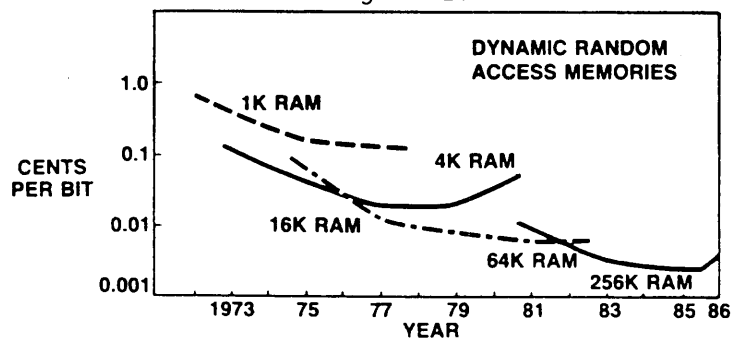
This report amplifies the above argument, assesses the current status of the U.S. semiconductor industry, and identifies causes of its loss of technological leadership. To minimize the harmful effects on national security that are threatened by this loss, a joint Department of Defense/Industry initiative, comprising research, educational, production, and administrative elements to address the most pressing needs in semiconductor technology, is proposed.

## 2.0 FINDINGS

2.1 The extent of the dependence of defense systems that are now in the field on foreign semiconductors is difficult to determine, but evidence indicates that in the newest systems about to be deployed a significant fraction of chips used -- up to several tens of percent -- are either entirely made, or packaged and tested, abroad. If steps are not now taken to assure the availability of domestic sources or stockpiles, or both, the U.S. could be denied timely access to these militarily critical devices in wartime or, as will be shown, forced to rely upon technologically and operationally inferior alternatives.

2.2 Dynamic random access memories (DRAMs) are the most challenging semiconductor chips to manufacture competitively, and their development establishes the pace for progress in semiconductor technology. It is this chip which largely establishes the cost trends for the semiconductor industry, and major reductions in price have been achieved over the years as displayed in the figure.

Figure 1.



SOURCE: BUREAU OF INDUSTRIAL ECONOMICS

With the exception of some production by captive manufacturers, DRAMs are now being produced primarily in Japan and, to a limited extent, in Korea. Many important kinds of devices, such as other types of memory, microprocessors, signal processors, and gate arrays, build upon DRAM technology, and the focus of their manufacture, is very likely to follow DRAMs. As the production base moves abroad, it is being accompanied by the related upstream supply industries, which include the semiconductor materials and manufacturing equipment industries. Downstream industries have also moved offshore at an accelerating pace. This group, including telecommunications and computers, has been estimated to represent a \$500 billion per year worldwide industry by the early 1990's and a \$1 trillion industry in the year 2,000.

2.3 The United States semiconductor industry arguably retains superiority in the design of integrated circuits, although the gap in this advantage is closing; and in the production of high-technology specialty chips which can be profitably sold in low volume.

2.4 In the absence of a domestic mass-production revenue base needed to preserve a viable domestic production equipment industry, the specialty producers themselves may become dependent on foreign suppliers for their materials, equipment and fabrication technology, and would then be at a disadvantage when under competitive assault by firms controlling the access to those resources.

2.5 Substantial technological and production resources can be found within the captive segment of the U.S. semiconductor industry (firms which embed their semiconductor production in their own end-products), especially at AT&T and IBM. These firms depend, however, on the same materials and equipment industries used by the merchant segment, and the captive firms' product focus, determined by their internal device needs, may match only partially DoD needs. They have not been significant suppliers of devices to the defense prime contractor community. Further, as production and design capabilities move increasingly overseas, even these organizations may become dependent on overseas suppliers.

2.6 Acquisition of specific devices or materials from foreign sources for defense applications is not a critical problem as long as the U.S. has the knowledge and resources to substitute domestic sources in a timely fashion should the supply of foreign products and technology be interrupted. However, this substitution is possible only if it can in fact be accomplished within the time available and does not impoverish U.S. capabilities in other important areas.

2.7 Even more critical is the possible movement of electronic device and system capabilities to overseas locations from which the Soviet Union can readily access the technology. In that case, the U.S. could lose the considerable margin of advantage it holds over the U.S.S.R. in this critical area of technology -- and upon which it relies to offset quantitative military disadvantages.

2.8 In light of the conclusions above, continued availability to the Department of Defense of the most technologically advanced products will be dependent on the maintenance of a domestic leading edge



technology development and production base capable of timely supply of defense needs. This availability is by no means assured. Therefore, action must be taken to retain an adequate domestic production base to meet defense needs.

2.9 In order to retain needed infrastructure for such "downstream" industries as those of computers and telecommunications, which supply DoD needs, action must be taken to maintain a strong base of expertise in the technologies of device and circuit design, fabrication, materials refinement and preparation, and production equipment.

2.10 While semiconductor technology is essential to modern defense, DoD accounts for less than ten per cent of the world semiconductor market by sales dollars and about three percent by quantity. This asymmetry between the criticality of Department of Defense needs and the relatively small importance of DoD business to the industry implies that specific government action is justified (and needed) to support the government's own requirements.

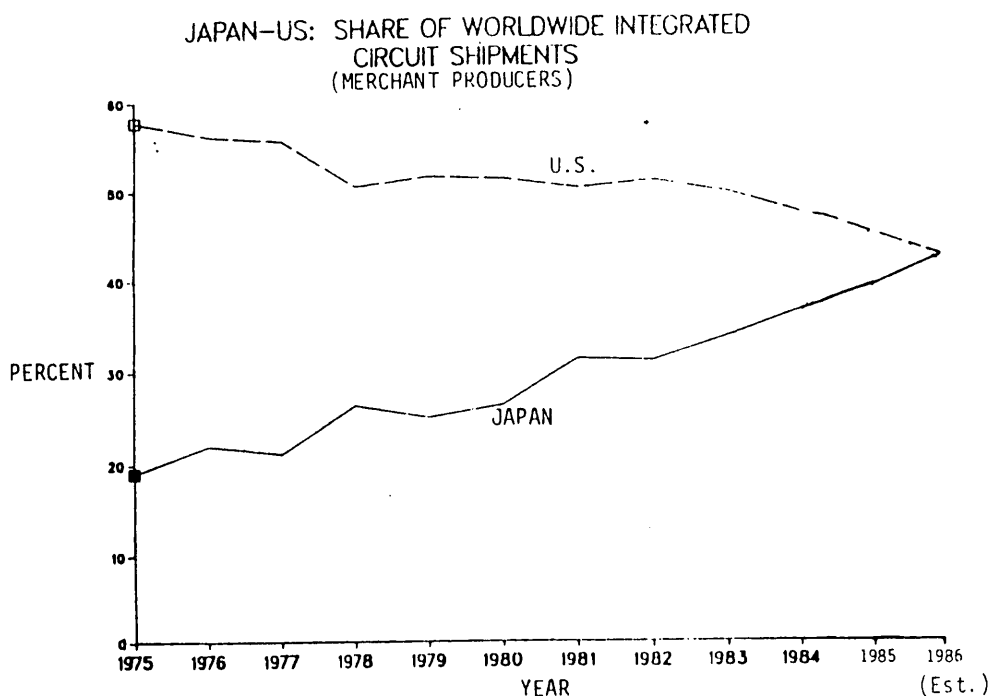
2.11 The Department of Defense currently requires extensive qualification and testing of the semiconductor devices it procures and pays a substantial premium for the procedures and accompanying documentation. By procuring the highest quality parts commercially available for selected applications, as opposed to imposing militarized hardware specifications, savings could be selectively derived. The use of this approach must obviously be tailored to the specific application including consideration of its operating environment.

### 3.0 CURRENT STATUS OF THE INDUSTRY AND FUTURE TRENDS

#### 3.1 Market Shares

Figure 2 summarizes market-share data for the worldwide merchant semiconductor industry. Data are included for DRAMs, the most important commodity product, as well as for other semiconductor devices. Since almost all Japanese semiconductor producers are vertically integrated firms which in addition sell devices to other companies, while few of the U.S. vertically integrated firms sell any (or many) devices to others, data is included only for merchant producers. This measure is of most relevance to the Department of Defense's circumstance. (A "merchant" supplier is one which, as opposed to a captive producer, sells integrated circuits for incorporation into the end-products of others.)

Figure 2.



### 3.1.1 Status and Trends

The U.S. share of the worldwide merchant semiconductor market has declined steadily over the past decade from nearly 60 percent in 1975 to less than 50 percent in 1985. Estimates for 1986 indicate a further decline to below 45 percent. Japan's share of the market over the same period has increased from 20 percent in 1975 to 40 percent in 1985 and is estimated at slightly over 45 percent in 1986, thereby surpassing the U.S. share for the first time. If captive as well as merchant producers are included in the data, the U.S. share has declined from 67 percent in 1975 to 50 percent in 1986, while Japan's share has grown from 25 percent to 39 percent. In the critical area of DRAM production, the U.S. share has declined from near 100 percent to less than 5 percent for merchant producers. The rise in Japanese market share has been at the expense of both European producers and American merchant (i.e., semiconductor-chip-only) producers. Again, it is this latter group which supports most of the Department of Defense's needs.

The U.S. merchant producers' share of the worldwide semiconductor market has decreased by almost twenty per cent over the last four years. The loss to American captives is primarily in non-commodity and proprietary products, while that to the Japanese is in the technologically pivotal commodity memory market and other growing commodity products. The threatened loss of the entire commodity semiconductor business by the U.S. merchant producers has put these companies at significant risk. The seriousness of this risk is evidenced by the fact that, as noted above, in slightly over a decade the U.S. share of the most advanced generation of DRAM has fallen from near 100 percent to less than 5 percent.

### 3.1.2 Reasons for Market-Share Trends

The loss in market share of U.S. firms is in fact attributable principally to their loss of the high-volume DRAM business. American

merchant producers are no longer able to develop and produce in the U.S. low-price, reliable DRAMs in a time scale necessary to achieve significant market penetration. Although actions by Japan, leading to early government support of semiconductor development and allegedly explicit and implicit trade barriers, including the use of restrictive exchanges of products among individual Japanese firms and "dumping," have contributed to the growth of the industry in that country, changes in these policies by themselves will not solve the problems that beset the U.S. semiconductor industry.

The major reason for the relative inadequacy of technology development in the U.S. vis-a-vis that in Japan has been the difference in the industrial practices and structure of the two countries. Japanese companies have invested a larger fraction of sales in plant and equipment (approximately 35 percent vs. 20 percent) than the U.S. merchant companies every year from 1970 through 1985. Japanese industry has also, in percentage terms, consistently outspent U.S. industry in Research and Development (approximately 13 percent vs. 10 percent). In the U.S., as profits disappeared, so did research and development. In contrast, in the most recent semiconductor recession, Japanese firms increased research and development expenditures even at a time when it elected to cut back somewhat on capital improvements. It is important to note that the Japanese R&D investment has primarily been in technology development with a long-term payoff, while that which American firms call "R&D" (for tax purposes) is usually the design and development of new products intended to be placed on the market as soon as possible. Thus the "R&D" investment of the U.S. merchant firms may well provide little direct basis for long-term growth.

A major reason underlying the success of the Japanese semiconductor effort is their effective combining of both competitive and cooperative R&D activities. For the development of basic technology, cooperative arrangements which avoid duplication are often employed, many of them under the coordinating leadership of Ministry of International Trade and Industry (MITI) or Nippon Telephone and Telegraph (NTT). In the application of the resulting technology to products, the companies compete fiercely. Even within a single company, competing parallel efforts are supported and the winning solution adopted. In contrast, in the U.S. less funding is available, and cooperative programs are only now beginning to appear.

Differences between U.S. and Japanese economic practices which contribute to differences in investment practices include (among many other factors ranging from the cost of labor to currency exchange rate):

1. Industry Structure
2. Cost of Capital
3. Access to Capital
4. Necessary profitability levels

1. The semiconductor industry structure in Japan is fundamentally different from that in the U.S. Virtually all of the Japanese firms that sell semiconductor products are considerably larger than the U.S. merchant producers and are, besides, both vertically integrated

and horizontally diversified. It can be argued that vertical integration provides a stimulus for advanced product development as well as a justification for the support of internal manufacturing capability. The major Japanese companies, such as NEC, Hitachi, and Toshiba, can consume up to twenty percent of their own production, which contributes to internal economies of scale, guarantees a threshold use of facilities, and provides a testing ground for new designs and concepts. Importantly, it also provides a degree of staying power in periods of downturn in a given market sector. The U.S. captive firms do not have an equivalent in the U.S. since they do not sell their integrated circuits to other systems manufacturers and represent a much narrower spectrum of technology than the Japanese merchant/captive suppliers as a group.

2. Cost of capital in the U.S. was considerably higher than in Japan for a period of several years in the early 1980's. Indirect financial influences, including management readiness to borrow for capital expansion and R&D, stockholder perception of financial soundness, profitability required to meet interest payments, etc., have had important impacts.

3. Access to Capital does not seem to have been a dominant concern for the managers of the U.S. merchant semiconductor firms, at least in their best years; for example, in the profitable years of 1983 and 1984 many merchant semiconductor producers retired considerable amounts of their long-term debt.

4. The profitability as a proportion of sales of U.S. firms generally must be higher than that of Japanese firms if they are to survive because the U.S. firms must compete for capital in the open marketplace. Naturally, having a higher percentage of sales available for R&D and capital expansion, as is the case for Japanese producers, can lead to competitive advantages in the capital and R&D-intensive semiconductor industry. Evidence that Japanese R&D expenditures are primarily in the "long-term reward" category lies in the rapid development of processing technology pursued in that country at the expense of near-term new product designs.

In the large Japanese companies, diversity allows capital expansion and R&D to proceed even in periods of recession. Within a diversified company the non-semiconductor businesses may cross-subsidize the semiconductor businesses. The capital markets in the U.S. perform, to some extent, this supporting role since in bad times money may be borrowed. The Japanese vs. American practice in accounting for repayment of such internal vs. external loans, and the effect of recourse to capital markets on company ownership and control (leading to a reluctance on the part of U.S. merchant company managers to seek outside funding even if they were able to do so) are also important in understanding the role of size and diversity in the growth of Japanese semiconductor producers.

When technology moves as fast as it does in the semiconductor industry, the timeliness of introduction of a new technology is important in establishing and maintaining a competitive edge. A six-month lag can be decisive in a key market such as DRAM production. Japanese firms have



reached a point where they now are able and willing to introduce high-quality, reliable, device technology into the market faster than can U.S. firms. This can have important implications as vertically integrated Japanese firms with leading technology enter the market for end-use products which depend for their uniqueness on the availability of the most advanced semiconductors. The computer industry is but one example of such a sector.

### 3.2 Technology Status and Trends

Table I summarizes the current technical position of the U.S. semiconductor industry relative to that of Japan, as well as predicted changes in this position based upon present trends. The U.S. appears to be "behind" Japan in more areas than those in which it is ahead, and is not gaining ground in technologies important to the future. U.S. producers are increasingly becoming incapable of producing the highest-technology products with sufficient quality in high volumes and with the timeliness required to achieve profitability by American capital-market standards.

Table 1.  
STATUS AND TRENDS OF U.S.  
SEMICONDUCTOR TECHNOLOGY  
RELATIVE TO JAPAN

	JAPAN LEAD	U.S.-JAPAN PARITY	U.S. LEAD
<b>Silicon Products</b>			
DBAMs	◀		
SRAMs	◀		
EPROMs		●	
Microprocessors			▶
Custom, Semicustom Logic			▶
Bipolar	◀		
<b>NonSilicon Products</b>			
Memory	◀		
Logic	◀		
Linear			●
Optoelectronics	◀		
Heterostructures	◀		
<b>Materials</b>			
Silicon	◀		
Gallium Arsenide	◀		
<b>Processing Equipment</b>			
Optical Lithography		◀	
E-beam Lithography			▶
X-ray Lithography		◀	
Ion Implantation Technology			
Chemical Vapor Deposition		●	
Deposition, Diffusion, Other		●	
Energy-Assisted Processing	◀		
Assembly		●	
Packaging	◀		
Test	◀		
CAE		●	
CAM		◀	

- ▶ U.S. Position Improving
- U.S. Position Maintaining
- ◀ U.S. Position Declining

Source: Interagency Working Group on Semiconductor Technology

#### 3.2.1 Technology Summaries

Japan exhibits a clear and increasing lead in most silicon product technologies, with the exception of design-intensive custom logic and microprocessors. In the latter products, and particularly in 32-bit microprocessors, however, the U.S. lead is being reduced by Japanese collaboration gains in design and, to a lesser extent, software expertise. In addition to pure technology levels, real as well as perceived differences in quality between U.S. and Japanese products have, since a comparison by a U.S. firm of the reliability of DRAMs in the late 1970's,

accounted for differences in sales. Japanese firms have traditionally devoted greater priority to product quality than U.S. firms and this has had a substantive impact in the marketplace. Continuous efforts by U.S. merchants to improve their products since the initial study have produced considerable improvement in DRAMs, but equivocal results in other products.

In nonsilicon products, such as compound semiconductor optoelectronics and fast digital technologies, and particularly in optoelectronic integrated circuits, the U.S. also trails Japan. The U.S. currently maintains a lead in linear compound semiconductor IC technology, largely because of military interest in fast and radiation-hard circuits for satellite and radar applications.

In most processing equipment, much of which may be used for either silicon or compound semiconductor production, U.S. technology is on a general level with Japan's, although Japan is pulling ahead in key areas as a result of large technology development programs applicable to device manufacture. The relative technological position of the U.S. and Japan, according to one study, are summarized in Table 1.

### 3.2.2 Reasons for Technology Trends

Much of the difference between the U.S. and Japan in current and predicted technology attainments may be explained by economic factors that affect the relative investment levels in the two countries. However, cultural differences, which are reflected in employment and engineering practices, account for a part of the relative success of Japan not only in this, but in other high-technology areas. In the U.S., these differences are apparent in:

1. Lower productivity
2. Demand for a higher wage base
3. Occasional lower standards of quality
4. An adversarial relationship among management, labor, academia and government
5. Neglect of the technical manpower base

Further, engineering practice in Japan differs considerably from that in the U.S. and is related to the length and consistency of employment of Japanese engineers. In Japan, many specific engineering techniques are learned in the company, where engineers can acquire a deep, but narrow, expertise. Company identification brings about an emphasis on quality of product, and engineers' experience is efficiently utilized through long-term employment. In addition, the perceived importance of mass production at all stages of the research, development, and design processes ensures efficient production of even the newest devices. Ironically, U.S. government procurement policies which have placed major emphasis on reducing cost have had the unintended effect of further stimulating U.S. suppliers to procure abroad.

### 3.3 Effects on Upstream Industries

Upstream industries are those which supply products to semiconductor device manufacturers, including manufacturers of high-purity chemicals, and silicon wafer suppliers. Perhaps the most important of the upstream industries is that which supplies semiconductor manufacturing equipment (SME). Any commodity semiconductor manufacturer must utilize the latest SME in order to remain competitive.

The U.S. has been losing market share in SME markets even more rapidly than in semiconductor devices. In the early 1970's, the U.S. owned greater than 90 percent of the international market. By 1986, this had decreased to a market share of less than 50 percent. The U.S. SME industry is highly desegregated with several medium-size and many small companies, and is very vulnerable to competition, i.e., its staying power is limited in comparison with its largely integrated Japanese competitors.

Semiconductor manufacturers require domestic SME suppliers and these suppliers, in turn, require the presence of a large domestic market for their products in order to stay in business. Neither can exist with a large foreign dependency because that dependency provides an avenue for foreign competitors to deny access to the latest state-of-the-art and to essential sources of revenue. Thus the revitalization of the U.S. SME industry is essential to the maintenance of semiconductor technology competitiveness.

### 3.4 Effects on Downstream Industries

Downstream industries are those which use the products of the semiconductor industry. These products are now pervasive in almost all industries, but perhaps the most important for the purposes of this study are the telecommunications, control, and computer industries.

A strong domestic semiconductor industry is a prerequisite to a strong position in these downstream industries since the ability to perform competitive services and sell competitive products depends upon access to the most advanced semiconductor devices. Since the superiority of U.S. military forces depends upon superior intelligence, command, and control systems to multiply the effectiveness of force application, foreign domination of the computer, communication and control industries would have very profound implications for the Department of Defense. Further, the pervasiveness of these downstream industries in a modern economy implies that such dominance could be a major threat to the overall economic health of the United States in the decades ahead.

### 3.5 Effects on Human Skills and Resources

Young people are not easily attracted to a field if no domestic industrial base exists in that field upon which to build a career. A competitive semiconductor industry is therefore essential in order to attract the individuals necessary for maintaining a competitive technology base in the area. Further, the reservoir of human skills and expertise developed in the semiconductor industry is necessary not only for this industry, but also for new and perhaps not-yet-invented

industries related to it. These skills cannot be retained and developed in academia alone.

#### 4.0 RECOMMENDATIONS

4.1 The U.S. will depend to a large degree upon foreign sources of microelectronics hardware and technology to meet its defense needs unless measures are taken to help this country recapture and retain leadership in semiconductor manufacturing technology. To do so, the Task Force recommends that the Department of Defense take the following specific actions:

1. Support the establishment of a Semiconductor Manufacturing Technology Institute which would develop, demonstrate, and advance the technology base for efficient, high-yield manufacture of advanced semiconductor devices, and to provide facilities for production of selected devices for DoD needs. Such an institute could have an important impact not only on DoD but in the commercial market as well when member firms transfer technology to their own applications. The initial capitalization of the Institute by its industrial members would be on the order of \$250 million, and support of approximately \$200 million per year for five years would be provided by the Department of Defense. This is the principal and most crucial recommendation of the Task Force.

- a. The DoD should stimulate the industry to help itself through the above Institute by facilitating the formation of an industry consortium. The stimulus could take the form of annual contracts for the development of selected production processes, equipment, materials, and devices. The existence of this Institute would, in turn, satisfy certain DoD needs.
- b. A permanent Institute staff would be supplemented by committed personnel on loan for extended periods by the participating companies. The loaned staff would lead the transition of information and experience from the Institute to their own companies.
- c. The 64 megabit DRAM represents an appropriate technology upon which the Institute could focus its efforts for the development of advanced manufacturing techniques. Focus needs to be placed on achieving quantum advancements, one of which would be to produce a means of adding competitive manufacturing capacity in smaller increments of output which would in turn be less demanding of investment capital.
- d. The consortium would work with the U.S. Semiconductor Manufacturing Equipment industry to develop and test new equipment in a production environment to confirm its suitability for high volume production by a variety of producers.



- e. Emphasis would be placed on facilitating the transfer of the advanced manufacturing process developed by the Institute into the manufacturing lines of its member organizations.
- f. In order to demonstrate high-volume low-cost manufacturing capability, the consortium would be required to sell the advanced products it produces in limited numbers in the competitive market.
- g. Initial capitalization may be made by direct investment by the participating companies, by a low-interest government-backed loan, or a variety of other alternative mechanisms.
- h. The Department of Defense would assign its own researchers to the facility staff and would have the right to a limited share of the production output to fill its own needs.
- i. Membership would be constrained to firms having beneficial ownership in the U.S.

2. Establish at Eight Universities Centers of Excellence for Semiconductor Science and Engineering built upon current NSF, DoD, and commercial consortium programs, to devise, develop, and demonstrate new and innovative approaches to device design and manufacturing that lower costs and improve performance and quality. Cost of this program to the Department of Defense would be about \$50 million per year.

In addition to research and development, these centers would promote the training of highly qualified students who would become the foundation of a continuing excellence in semiconductor manufacturing expertise.

3. Increase DoD spending for research and development in semiconductor materials, devices, and manufacturing infrastructure by about 25 percent per year for four years. The cost of this increase will be \$60 million in the first year, growing to \$250 million in the fourth year.

The overall purpose of this program should be the development and demonstration of approaches to integrated circuit manufacture that lower cost and improve quality and performance.

In addition, support of the Strategic Materials Initiative now being considered by the DoD is recommended. This focus on a broad range of materials opportunities is complementary to proposals made herein.

4. Provide a source of discretionary funds to the Defense Department's semiconductor suppliers to underpin a healthy industrial research

and development program. The cost of this activity should be about \$50 million per year and should be restricted to work directly related to semiconductor needs of the Department of Defense.

These funds would fill the same critical role for the semiconductor suppliers as does Independent Research and Development for the Department of Defense's prime contractors.

5. Establish under the Department of Defense a Government/Industry/University forum for semiconductors to provide a common meeting ground for assessment of the above program and to facilitate joint action on problems of semiconductor research, development, and production of specific interest to national defense. Cost of this recommendation to DoD should be about \$200 thousand per year, principally for administrative costs.

This Forum should continually assess the state of the domestic microelectronics technology base; competitiveness of the U.S. semiconductor industry; education and research in related fields; and effectiveness of this and related government programs.

Due to the national importance of the semiconductor industry's competitiveness to the nation's economy as a whole, it is recommended that an advisory group be established under OSTP, to include representatives from NASA, DoE, DoD, Departments of Commerce and Transportation, and other appropriate organizations, to formulate a comprehensive and coherent strategy for legislative, administrative, and management action to reverse the trend toward the export of semiconductor manufacturing and technology leadership. Representatives of industry and academia should be included either as full members or as advisors. Development of such a strategy would have broad implications since the semiconductor industry is the keystone of the growing information industry, which itself could be a keystone of the twenty-first century economy.

The pace of advancement of semiconductor technology is such that an entire new generation of key devices is introduced every two to three years. The current position of the overall U.S. merchant semiconductor industry is concluded to be very tenuous in terms of present manufacturing capability. Steps to preserve its viability must be taken with dispatch.

FINDINGS OF THE  
**DEFENSE SCIENCE BOARD  
TASK FORCE**  
ON  
**SEMICONDUCTOR  
DEPENDENCY**

FIGURE 1.

**SECTION II.**  
**BRIEFING CHARTS**




FIGURE 2.

The most advanced semiconductor memory chip commercially available at the present time is the one megabit Dynamic Random Access Memory (DRAM). These chips, capable of storing approximately one million bits of information on a silicon wafer about one-quarter of one inch on a side, in many respects represent the bellwether of the semiconductor industry. Not only do such chips present state-of-the-art challenges in design and function, but, because of the abundance in which they are utilized, place state-of-the-art demands on manufacturing technology as well. DRAM's find widespread use in virtually all types of military and commercial electronic products.

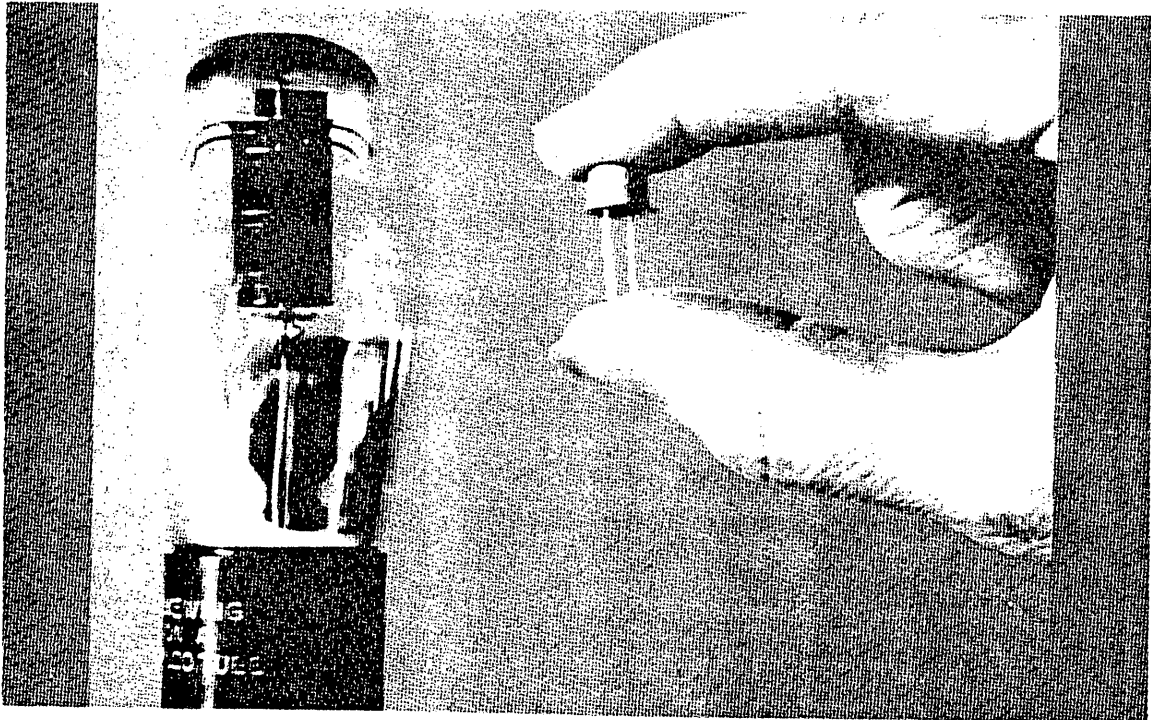


FIGURE 3.

Semiconductor chips are functional descendants of the vacuum tube and the transistor. Using modern manufacturing technology, it is possible to place on a single silicon chip the functional equivalents of millions of vacuum tubes. By the end of the century, it may be possible to store a billion bits of information on a single chip. A "bit" is the smallest unit of information; a large book contains on the order of one million bits.

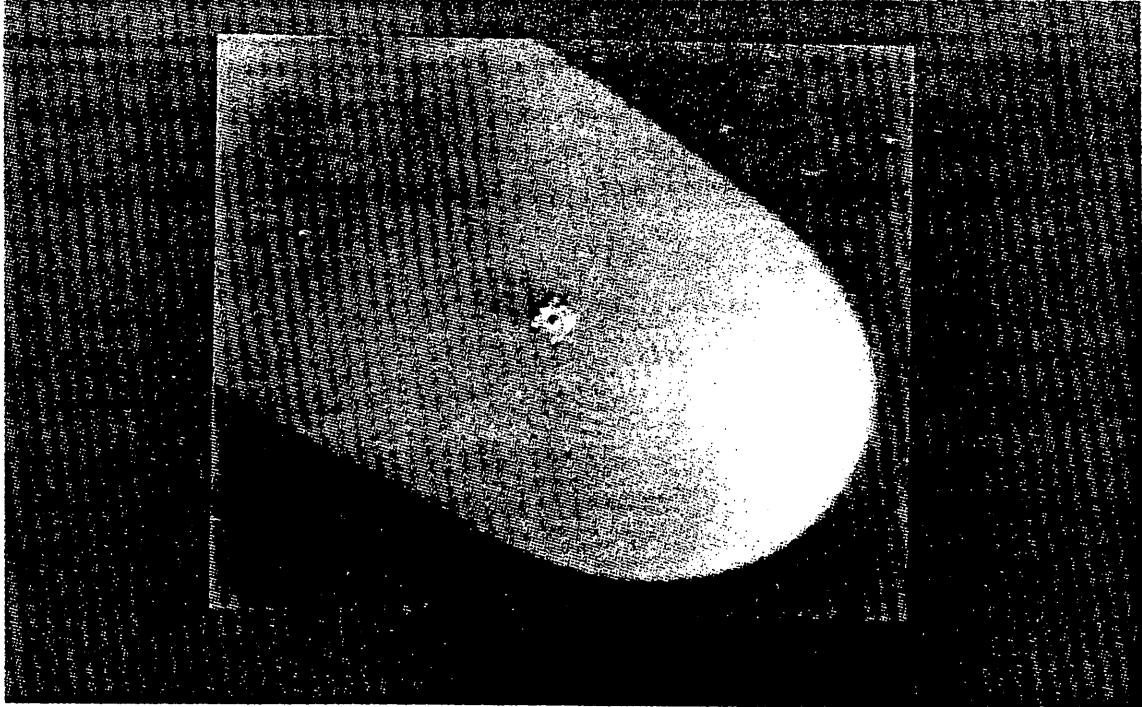


FIGURE 4.

Semiconductor chips, or integrated circuits as they are more formally known, offer numerous advantages including small size, low cost, minimal power demand, high reliability, and very high speed. They have been referred to not inappropriately as the "industrial rice" or as "twenty-first century crude oil."

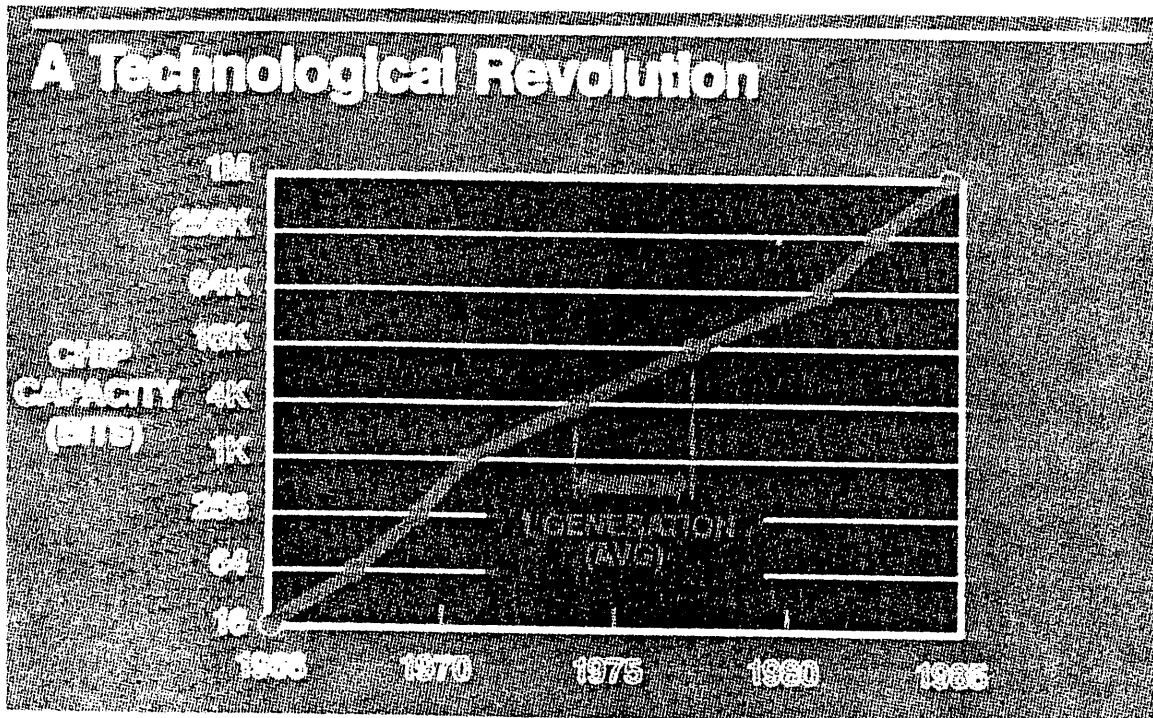


FIGURE 5.

The rate of advancement in semiconductor technology has been such that a new generation (a factor of four increase in capacity) of Dynamic Random Access Memory chip has been introduced approximately every 2-1/2 years. Each successive generation has required altogether new tooling throughout the industry, with the "hurdle cost" of such tooling increasing substantially as each new plateau is reached. To tool a modern, one megabit production line costs well in excess of \$100 million to provide the minimum commercially viable output volume. This rapid pace of change is a fundamental underlying factor in both the commercial and military impact of semiconductors as well as the current health of the U.S. semiconductor industry.



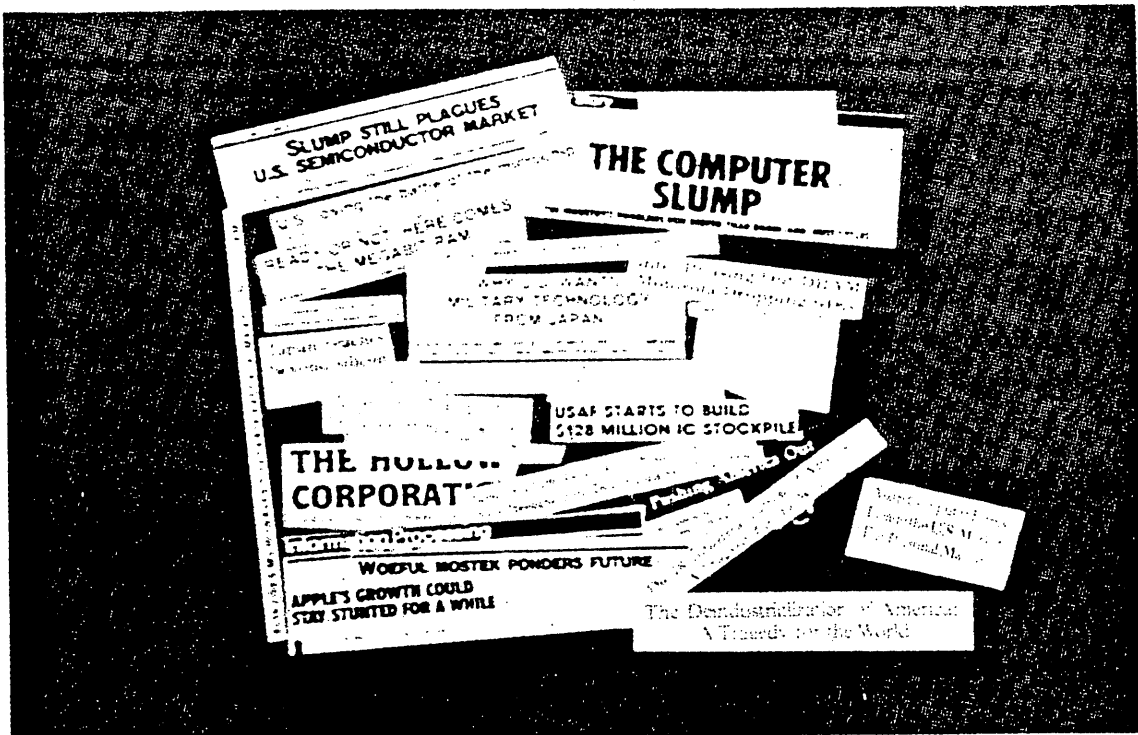


FIGURE 6.

For several years events have been unfolding which place the long-term health of the U.S. semiconductor industry in grave jeopardy. Principal among these is the competitive pressure which has emerged from Japan. In addition, Korea is a growing factor in the future marketplace and European producers are dropping further behind. Also, significant to the current study, which by charter focuses on national defense implications of the United States' domestic semiconductor capability, is the fact that the Soviet Union has only a minimal capability to produce advanced semiconductor devices of its own. The state of the art for production integrated circuits in the Soviet Union is a chip capacity of 64K (sixty-four thousand bits) ... about five years behind the U.S.

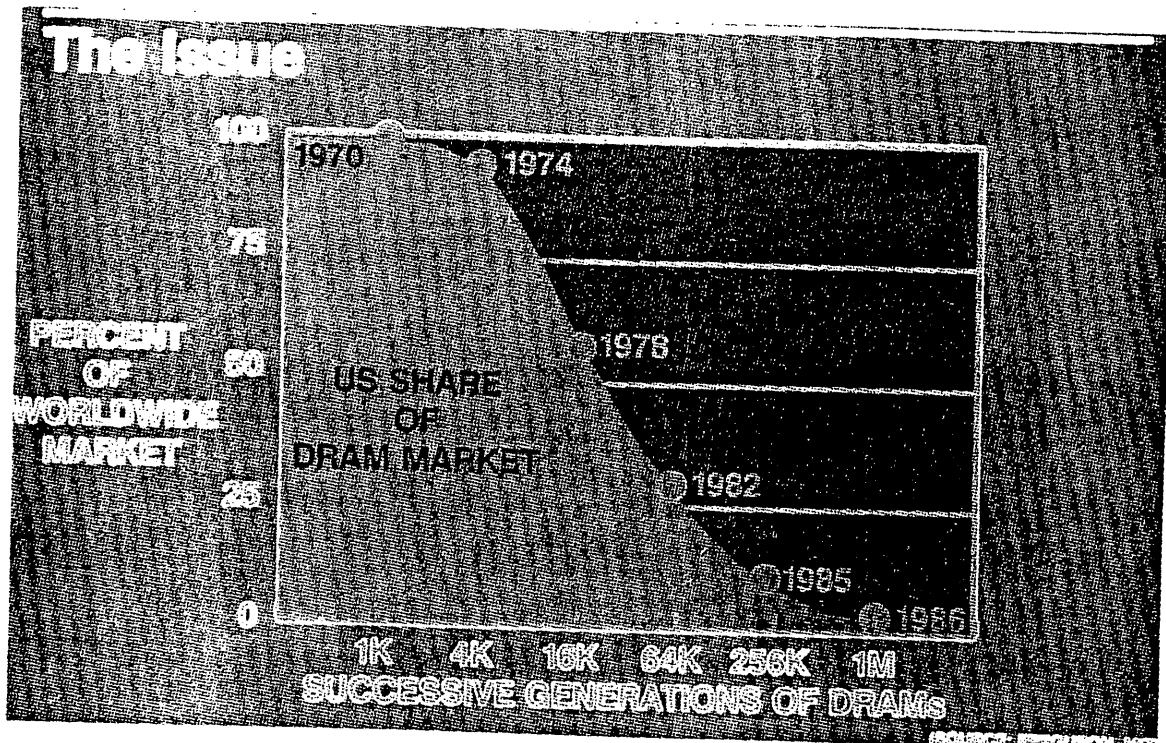


FIGURE 7.

Although U.S. producers still possess a substantial portion of the overall worldwide merchant semiconductor market (60 percent in 1975 declining to 45 percent in 1986 ... with Japan increasing from 20 percent to 45 percent in the same period), U.S. performance in the pivotal Dynamic Random Access Memory arena is disconcerting. DRAM's generally place state-of-the-art demands on manufacturing processes and comprise the most competitive segment of the market in terms of production volume. In essence, the U.S. has gone from a position of total dominance in DRAM production to one of minority influence over a period of a decade. Most U.S. manufacturers have been forced to retreat into peripheral, "niche" markets, or to abandon the integrated circuit commodity business altogether.

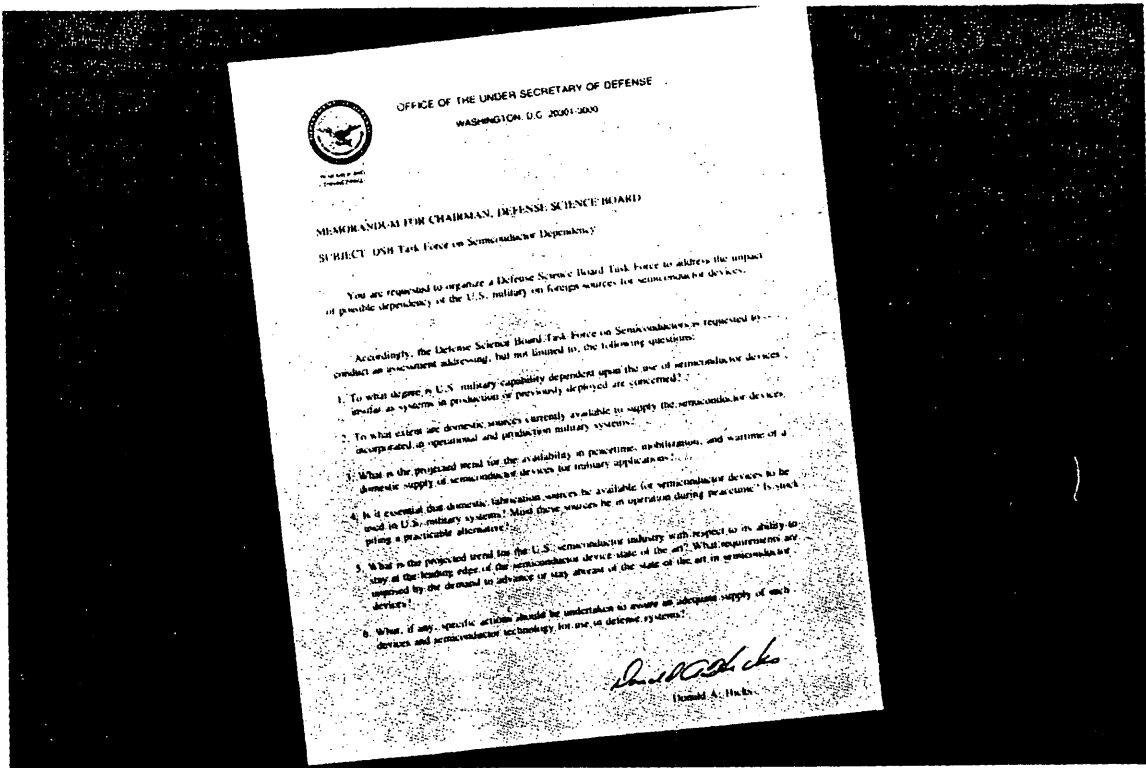


FIGURE 8.

Because of the growing trend among U.S. semiconductor producers themselves to establish factories in the Pacific rim which might not be available in time of military mobilization, to withdraw from the business altogether, or to be acquired by foreign firms, the Under Secretary of Defense for Research and Engineering requested that a Task Force of the Defense Science Board be established to assess the impact of these trends on national defense and to make appropriate recommendations stemming from the review.

<b>CHAIRMAN</b>	
<b>DR. NORMAN R. AUGUSTINE:</b>	<b>PRESIDENT, MARTIN MARRETTA CORPORATION</b>
<b>TASK FORCE MEMBERS:</b>	
<b>DR. JAC BLOCH:</b>	<b>DIRECTOR, NATIONAL SCIENCE FOUNDATION</b>
<b>DR. ROBERT H. BURGER:</b>	<b>STAFF VICE PRESIDENT, SEMICONDUCTOR RESEARCH CORPORATION</b>
<b>DR. MALCOLM R. CIPRIAN:</b>	<b>PRESIDENT, DELCO ELECTRONICS CORPORATION</b>
<b>DR. RICHARD D. DELAUNE:</b>	<b>FORMER UNDERSECRETARY OF DEFENSE FOR RESEARCH AND ENGINEERING</b>
<b>DR. J. S. KLINE:</b>	<b>INVENTOR OF INTEGRATED CIRCUIT</b>
<b>DR. ROBERT C. MARSH (RET):</b>	<b>FORMER COMMANDER AIR FORCE SYSTEMS COMMAND</b>
<b>DR. JAMES D. MERRILL:</b>	<b>VICE PRESIDENT FOR ACADEMIC AFFAIRS AND PROVOST, PENNSYLVANIA POLYTECHNIC INSTITUTE</b>
<b>DR. WALTER B. RORROW:</b>	<b>DIRECTOR, LINCOLN LABORATORY, MASSACHUSETTS INSTITUTE OF TECHNOLOGY</b>
<b>DR. LOREL OLIVER:</b>	<b>FORMER UNDERSECRETARY OF COMMERCE</b>
<b>DR. LARRY SUNDY:</b>	<b>PRESIDENT, SEMICONDUCTOR RESEARCH CORPORATION</b>
<b>SPECIAL DSB ADVISOR</b>	
<b>DR. SOLOMON J. BUCHSBAUM:</b>	<b>EXECUTIVE VICE PRESIDENT, CUSTOMER SYSTEMS, BELL LABORATORIES</b>

FIGURE 9.

A Defense Science Board Task Force was established in response to the direction of the Under Secretary of Defense for Research and Engineering. The Task Force was comprised of 11 members of relatively diverse backgrounds, including the inventor of the integrated circuit, all currently associated with organizations not involved in the merchant sale of semiconductors. Biographical information on each member is contained in Section IV of this report.




FIGURE 10.

Because of the critical importance of industrial factors to the subject addressed, an industrial advisory group was established to assist the Task Force in the collection of information. These advisors assisted in all facets of the study with the exception that the conclusions are those of the Task Force itself. Further biographical background on each of the industrial advisors is included in Section IV of this report.

### **DOD REPRESENTATIVES:**

**MR. RICHARD E. CONNELLY:**  
**DR. WILLIAM T. MARQUITZ:**

**DIRECTOR, INDUSTRIAL RESOURCES, ASD/AAI**  
**DIRECTOR, SOLID STATE ELECTRONICS DIVISION,**  
**NAVAL OCEAN SYSTEMS CENTER**

**DR. LAWRENCE GRAY:**  
**LT. GEN. ROBERT PAIGE:**  
**MR. DAVID S. TARBELL:**

**DIRECTOR, NATIONAL INTELLIGENCE SYSTEMS, OASD I**  
**COMMANDER US ARMY INFORMATION SYSTEMS COMMAND**  
**DIRECTOR OF INTERNATIONAL ECONOMICS AND ENERGY**  
**AFFAIRS, OASD ISA**

**DR. ROBERT W. THOMAS:**

**CHIEF, PRODUCT EVALUATION BRANCH, ROME AIR**  
**DEVELOPMENT CENTER**

**DR. CLARENCE G. THORNTON:**

**DIRECTOR, U.S. ARMY ELECTRONIC AND TECHNICAL**  
**DEVICES LABORATORY**

**MR. EDWARD J. WESTCOTT:**

**TECHNICAL DIRECTOR, DEPUTY CHIEF OF STAFF, ASSURANCE**  
**AND ACQUISITION LOGISTICS, USAF**

### **TECHNICAL SUPPORT:**

**MR. HAROLD E. BERTRAND:**

**SENIOR CONSULTANT, SCIENCE AND TECHNOLOGY DIVISION,**  
**INSTITUTE FOR DEFENSE ANALYSES**

**DR. JEFFREY FREY:**

**PROFESSOR OF ELECTRICAL ENGINEERING,**  
**CORNELL UNIVERSITY**

**DR. RICHARD H. VAN ATTAL:**

**DIRECTOR, TECHNOLOGY SECURITY POLICY,**  
**SCIENCE AND TECHNOLOGY DIVISION,**  
**INSTITUTE FOR DEFENSE ANALYSES**

FIGURE 11.

Technical support was provided throughout the study by individuals with the Institute for Defense Analyses and the National Science Foundation. Administrative support was provided by Palisades Institute for Research Services.

## **Approach to Study**

- **OVER 50 PRESENTATIONS**
  - US INDUSTRY (MERCHANT AND CAPTIVE)**
  - JAPANESE INDUSTRY**
  - US INDUSTRY ASSOCIATIONS**
  - JAPANESE INDUSTRY ASSOCIATIONS**
  - US GOVERNMENT REPRESENTATIVES**
  - JAPANESE GOVERNMENT REPRESENTATIVES**
  - EXPERTS FROM ACADEMIA**
  - ETC.**
- **APPROXIMATELY 10 SPECIAL OUTSIDE PRESENTATIONS**
- **PUBLIC INPUTS SOLICITED IN FEDERAL REGISTER**
- **MEETINGS WITH SELECTED GOVERNMENT OFFICIALS**
- **BUILT LIBRARY OF SEVERAL HUNDRED DOCUMENTS**

FIGURE 12.

The members of the Task Force and its Industry Advisors received over 50 presentations during a period of some ten months. In addition, a number of separate meetings were held with individual experts to address specific factors affecting defense semiconductor dependency. Public inputs were solicited through the Federal Register and additional briefings were conducted to hear the views of concerned observers. It should be noted that many of these concerns fell outside the purview of this particular Task Force; however, may well be of considerable importance in their own right. One such example is the status of the magnetic storage industry which is said by some to parallel that of the semiconductor industry.

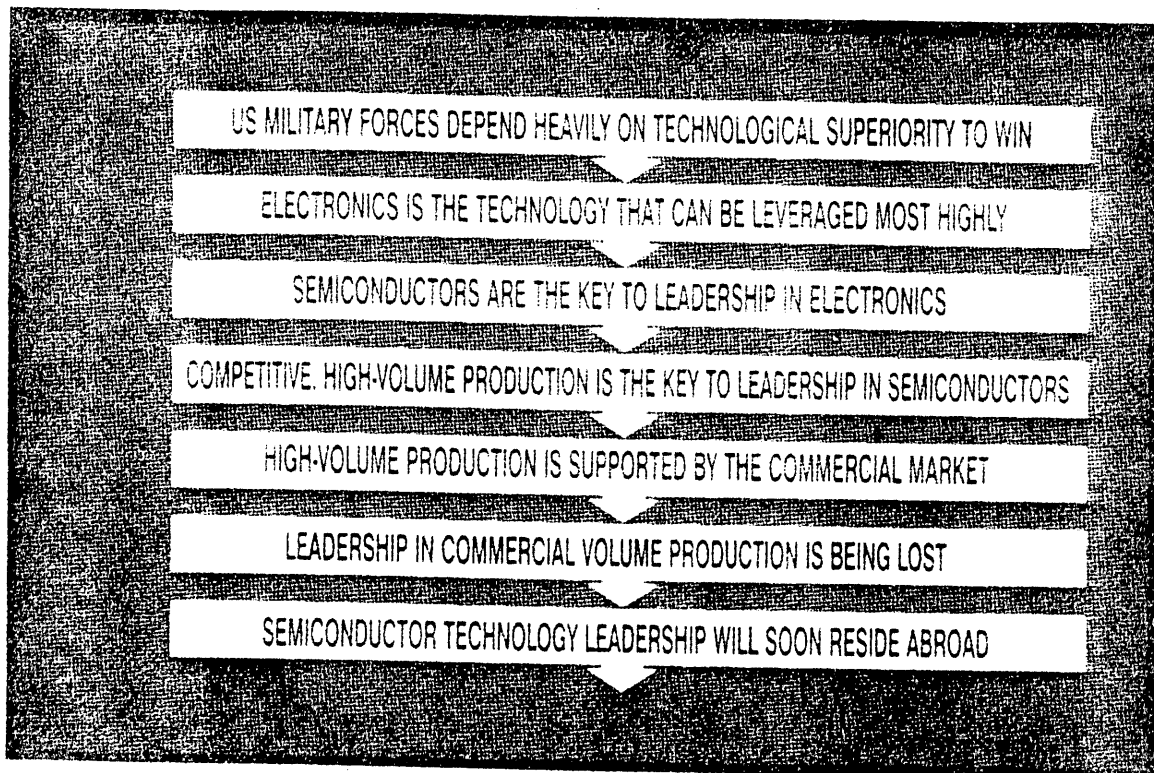


FIGURE 13.

The basic findings of the Task Force are summarized in the above chart. In particular, it is noted that U.S. military forces depend heavily upon technological leadership in order to deter and to win. Although many technologies make important military contributions, electronics appears to be the most highly leveraged in terms of producing quantum operational gains. Semiconductors, in turn, are clearly the leading edge of electronic progress -- and volume production represents the key to leadership in semiconductor devices because of the need to drive down unit costs and to produce in the very large quantities needed to meet user demands. The commercial marketplace, as opposed to defense needs, comprises the pacing factor insofar as semiconductor production is concerned. Leadership in commercial production is, however, being lost by the United States. Technology leadership is also moving abroad because of its dependency on the volume production base provided by commercial pursuits, both for funding and for the development of process technology. Clearly, the Department of Defense has no inherent responsibility for the commercial viability of the U.S. semiconductor industry. Unfortunately, however, the Department of Defense is unlikely to be able to fulfill its requirements, both in terms of hardware and technology, without a strong domestic semiconductor industry. Thus, DoD's self-interest is inextricably tied to the vitality of the U.S. semiconductor industrial base.



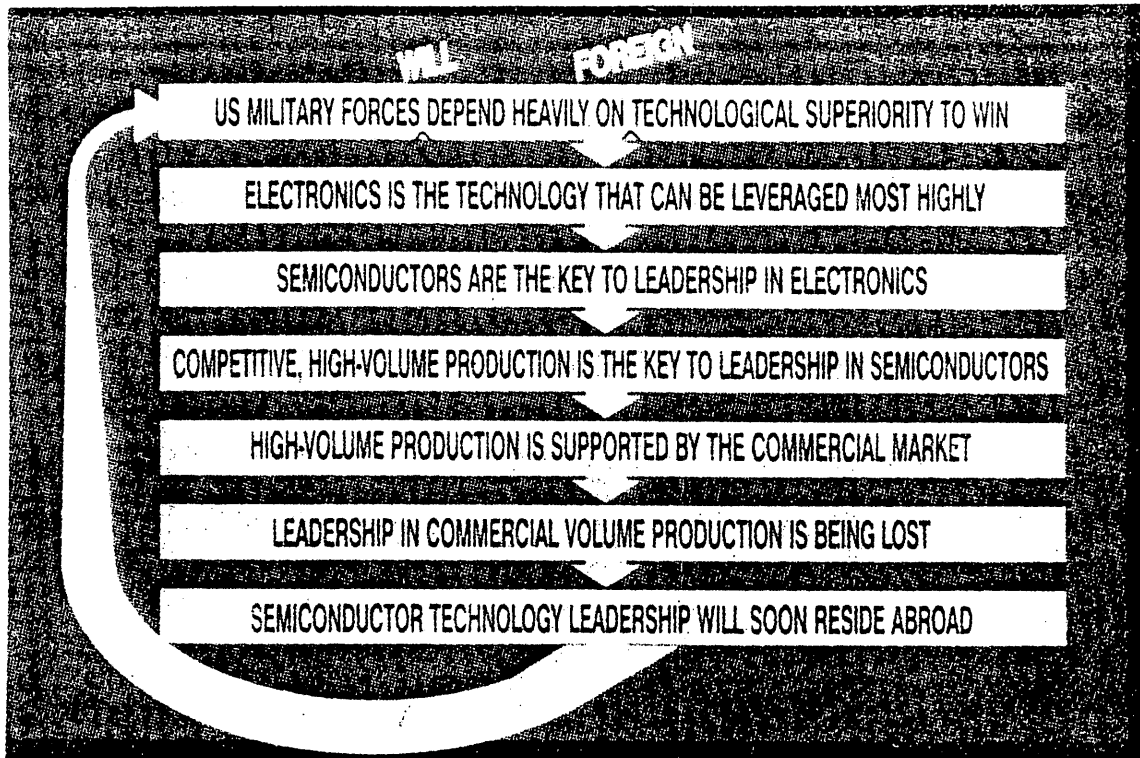


FIGURE 14.

It is the principal finding of the Task Force that if current trends are permitted to persist, U.S. military forces within the next decade will be dependent upon foreign technology for the critical capabilities which underpin the nation's strategy for prevailing in case of military conflict.

The remainder of this report addresses the individual factors enumerated above and concludes with an assessment of the causes and possible solutions to the dilemma which ensues.

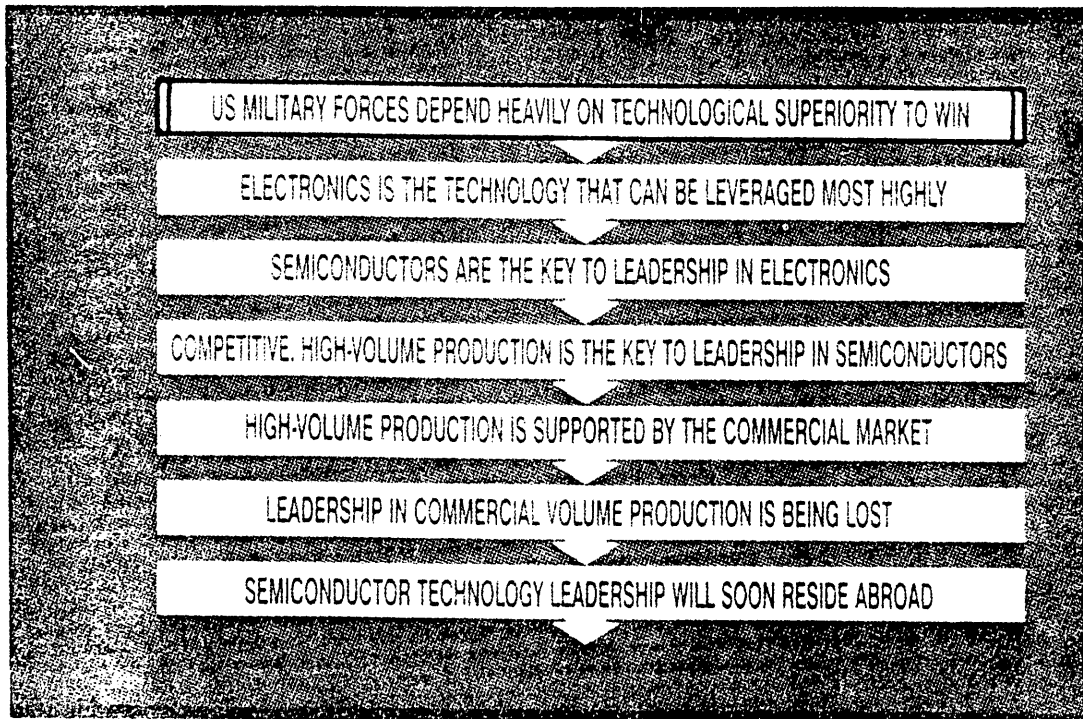


FIGURE 15.

U.S. military forces depend heavily on technological superiority to win.

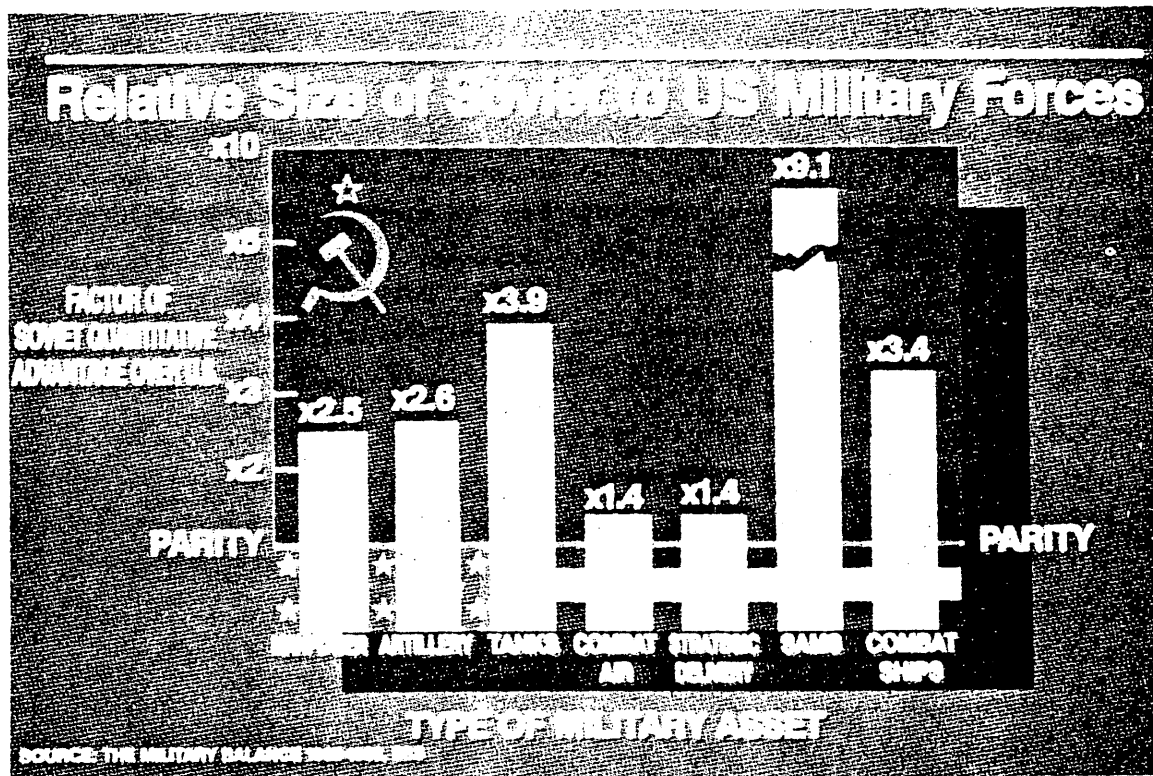


FIGURE 16.

In quantitative terms, Soviet military forces generally outnumber their U.S. counterparts. When viewed in terms of Warsaw Pact vs. NATO forces, the result is generally similar although the differences are somewhat lessened. For a number of years, the U.S. has stated that its policy for offsetting this numerical disadvantage is founded in large part upon maintaining technologically superior forces.

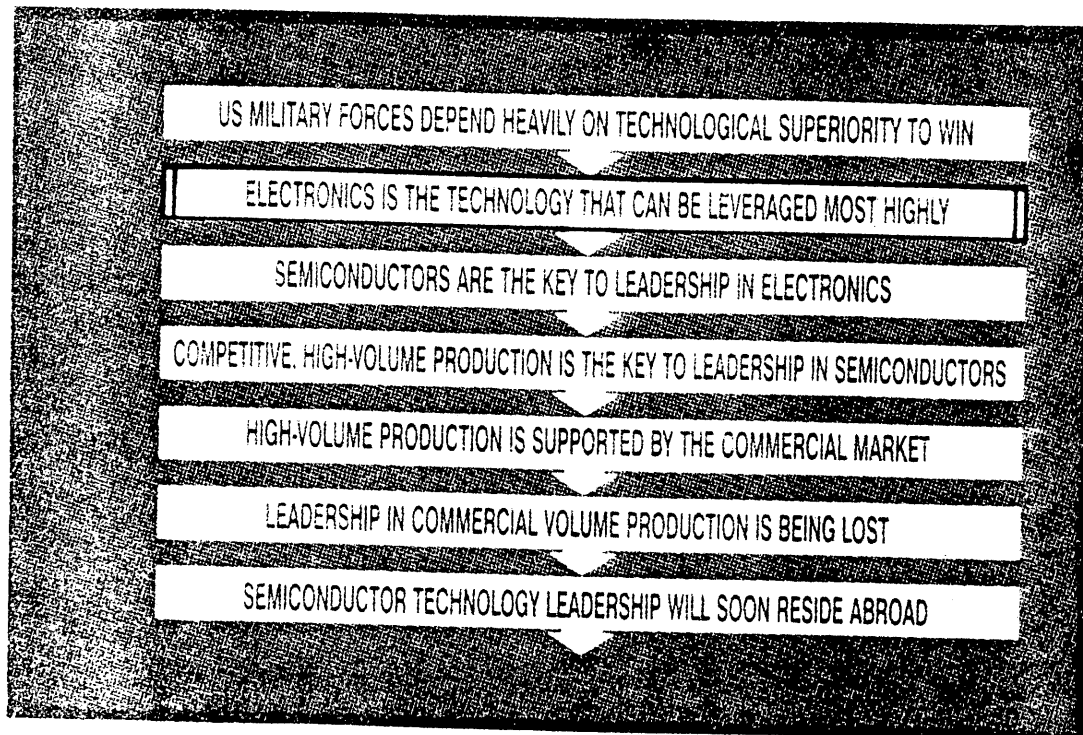


FIGURE 17.

Electronics is the technology that can be leveraged most highly in military terms.

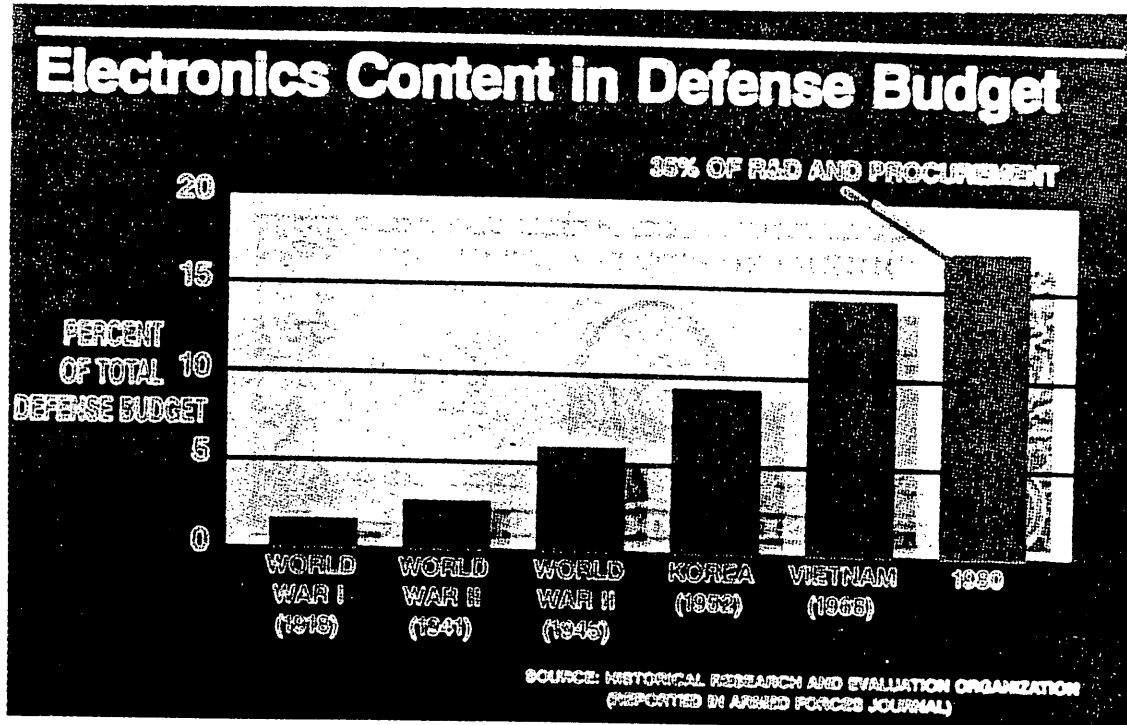


FIGURE 18.

Although a number of technologies contribute in important ways to maintaining the strength of modern military forces, it is probable that electronics technology is dominant among these as a discriminator in combat capability. This is reflected by the fact that the electronics component of the defense budget has increased progressively until today it represents approximately 35 percent of the research, development and procurement funds allocated to the Department of Defense. The technological engine behind much of the overall electronics usage in defense systems is the semiconductor. The sections which follow illustrate examples of the importance of electronics to modern defense capabilities and, subsequently, the role of semiconductors in these electronics. Further examples are included in the "Supplemental Briefing Charts" section beginning at page 91 herein.

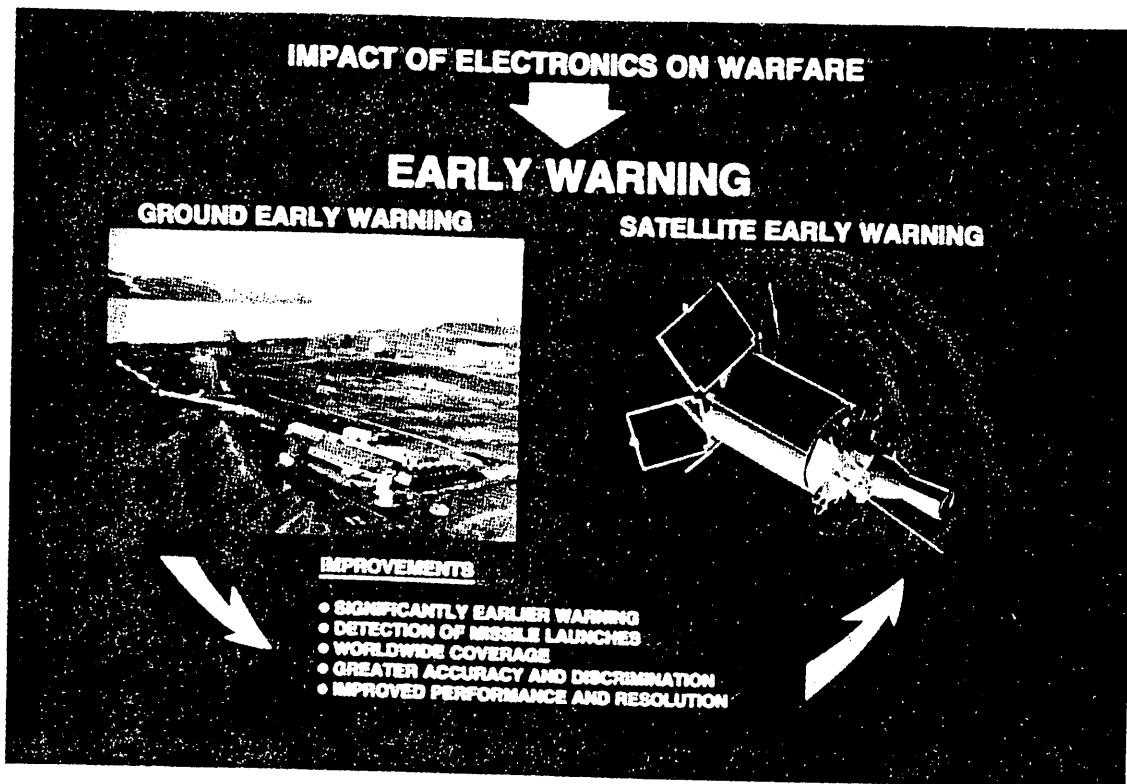


FIGURE 19.

Many examples exist where quantum gains in military capability have been achieved by the application of modern electronics technology. For example, the replacement of ground-based radar ballistic missile warning systems with satellite-borne sensors has more than doubled warning time and greatly expanded geographical coverage.

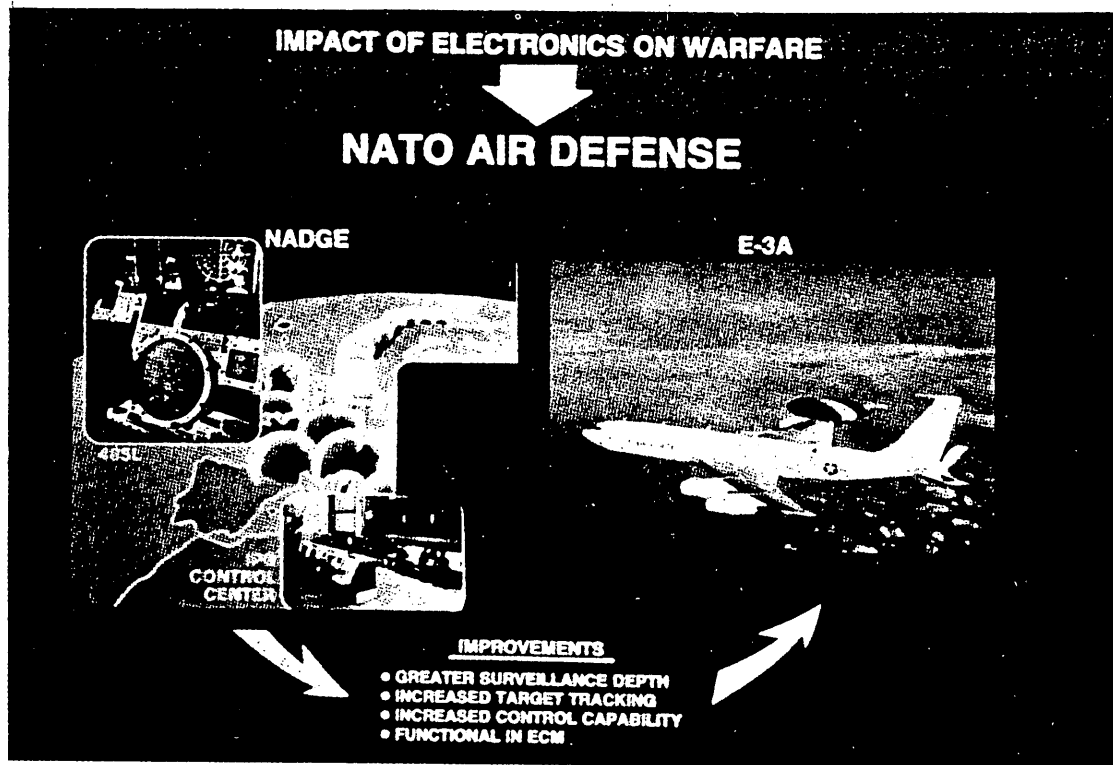


FIGURE 20.

The advent of lightweight but highly capable electronics has permitted the replacement of ground-based radar surveillance systems with airborne radars capable of monitoring over one million cubic miles of airspace from a single platform ... without the customary gaps left exposed to low altitude penetrators.

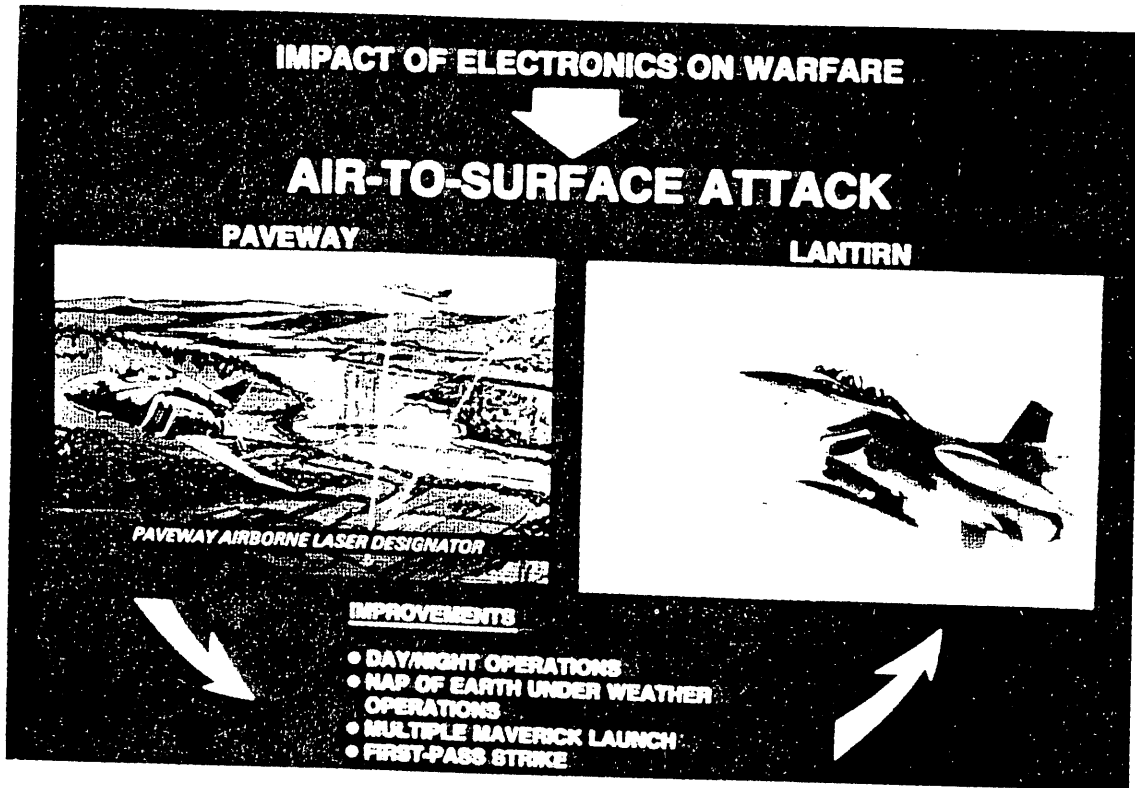


FIGURE 21.

Modern electro-optical fire control systems enable tactical attack aircraft to engage several targets on a single pass even in night-time conditions. So important to the F-16 aircraft are its on-board electronics that the aircraft is aerodynamically unstable and is made flyable only through the use of advanced computer and automatic control systems.



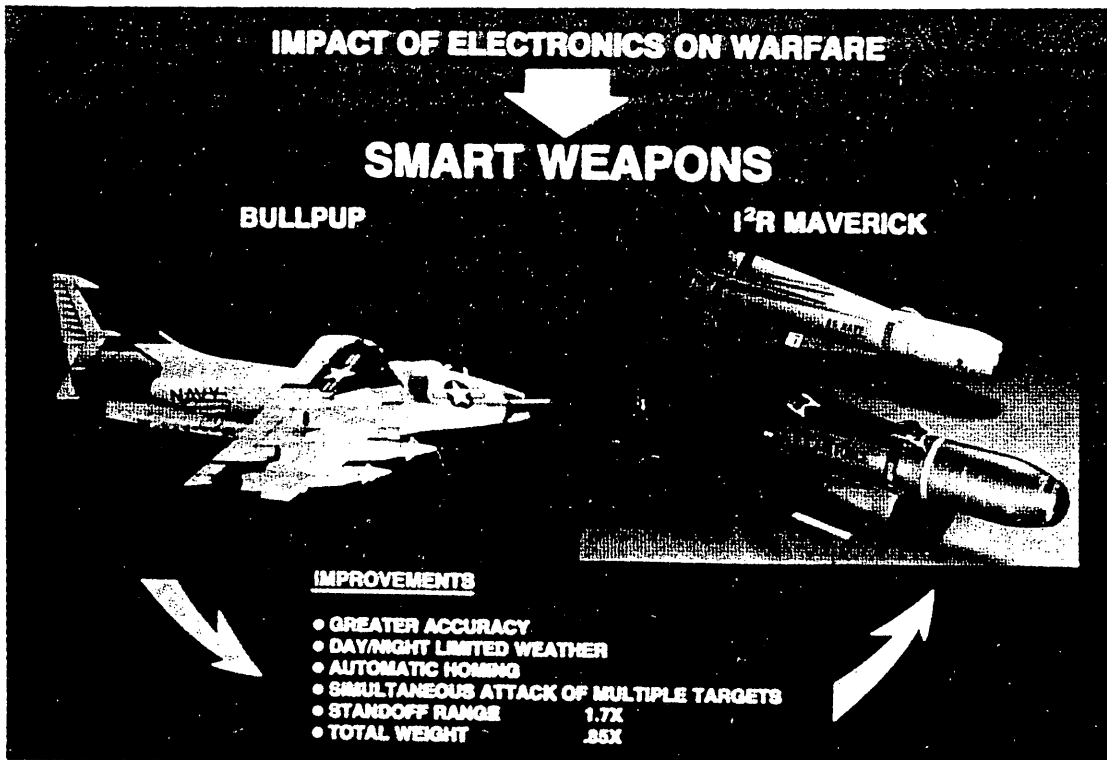


FIGURE 22.

Many other examples of the ubiquity of electronics in providing quantum advances in operational military capability can be cited. The advent of smart weapons is one particularly significant development which has been made possible by modern electronics technology. A force equipped with such ordnance can be shown to have the capability of a more conventionally equipped force of much greater size. Advances incorporated in the past few years enable autonomous tracking of targets and in some cases the achievement of delivery accuracies which enable selection of the specific location on a tactical target where a hit is to be produced.

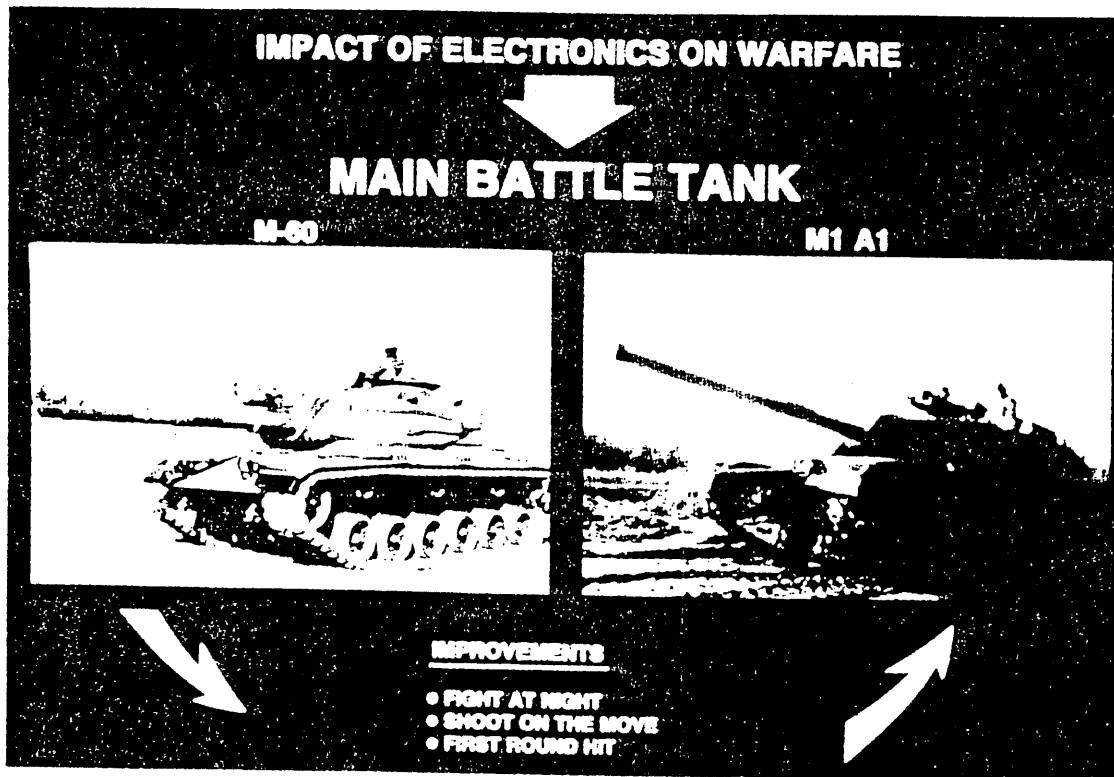


FIGURE 23.

Modern electronics technology has had a profound impact even on such traditional weapons systems as the battle tank. Recent advancements include the ability to fight at night using only passive sensors, to shoot while moving, and to hit targets at extended ranges with the first round fired -- thereby greatly reducing exposure of friendly tanks.



FIGURE 24.

The advent of solid state electronics has made feasible compact guidance systems which can withstand the 10,000 G environment associated with being fired from an artillery piece. In this instance, the operational capability achieved is not simply an improvement over prior capabilities but instead affords an altogether new use of artillery -- that is, to engage moving armored targets. It has been estimated that a single guided projectile engaging a moving tank will have about the same probability of hit as would some 2,500 unguided unitary rounds.

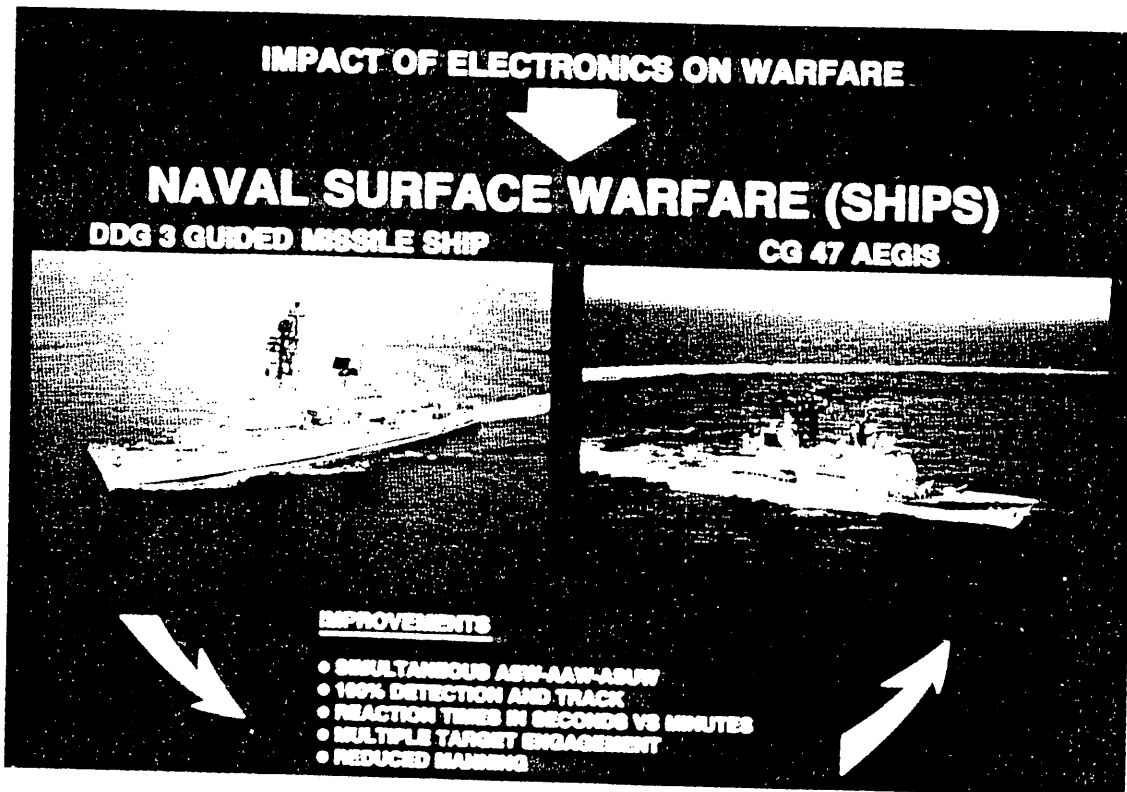


FIGURE 25.

The Navy's AEGIS system provides the capability to automatically detect and track large numbers of threatening aircraft and missiles and to engage them in a fraction of the time required by earlier fleet air defense systems.

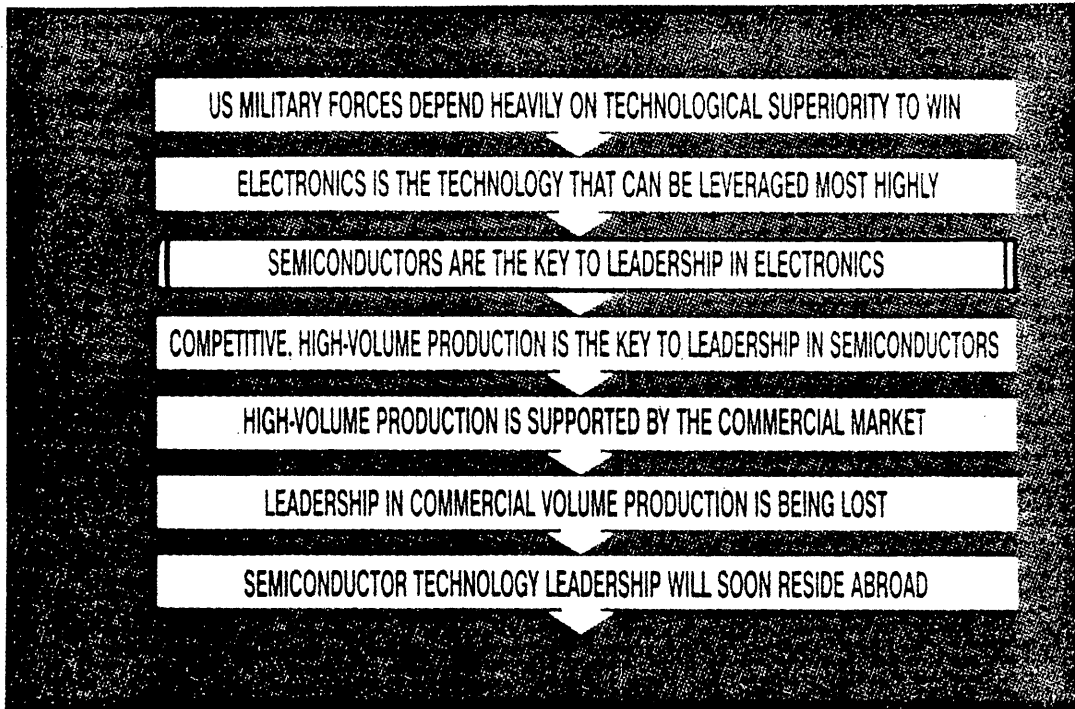


FIGURE 26.

Semiconductors are the key to leadership in electronics.

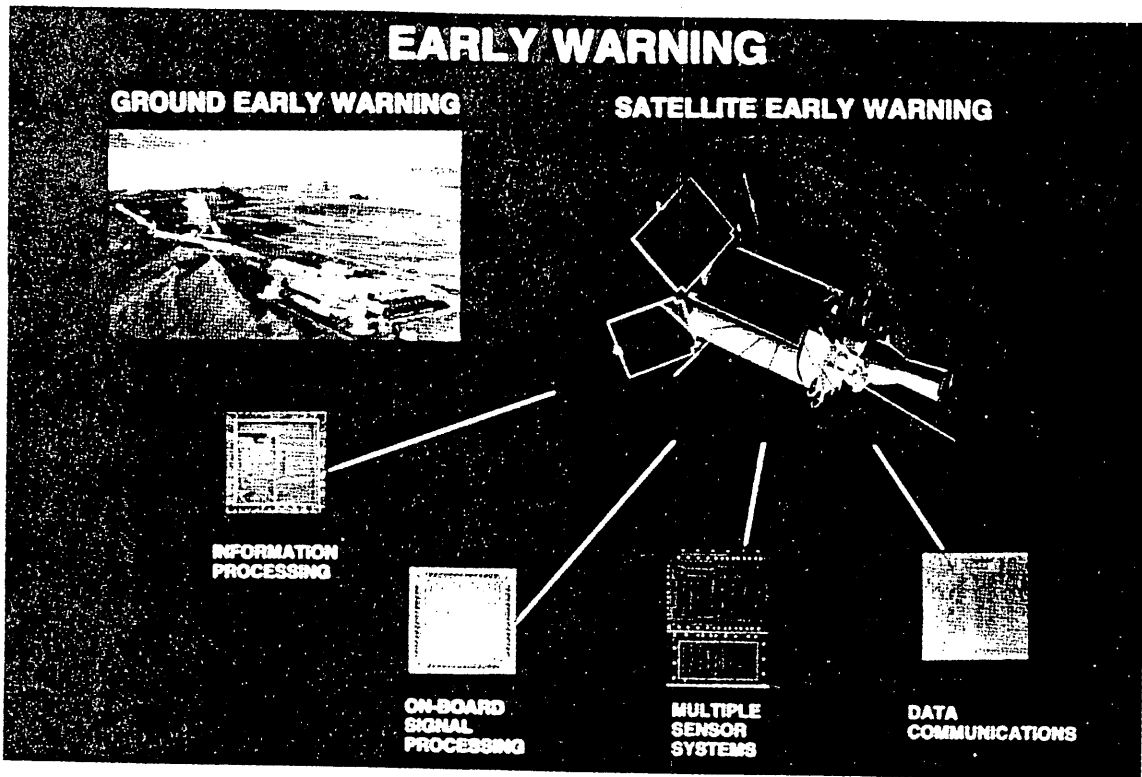


FIGURE 27.

The sequence of figures which follows illustrates the ubiquity of semiconductor devices in making possible the advancements in military capability illustrated in the preceding examples. Of profound importance is the fact that semiconductors are in essence becoming entire subsystems in themselves -- critical to modern military hardware.




FIGURE 28.




FIGURE 29.




FIGURE 30.




FIGURE 31.






FIGURE 32.




FIGURE 33.

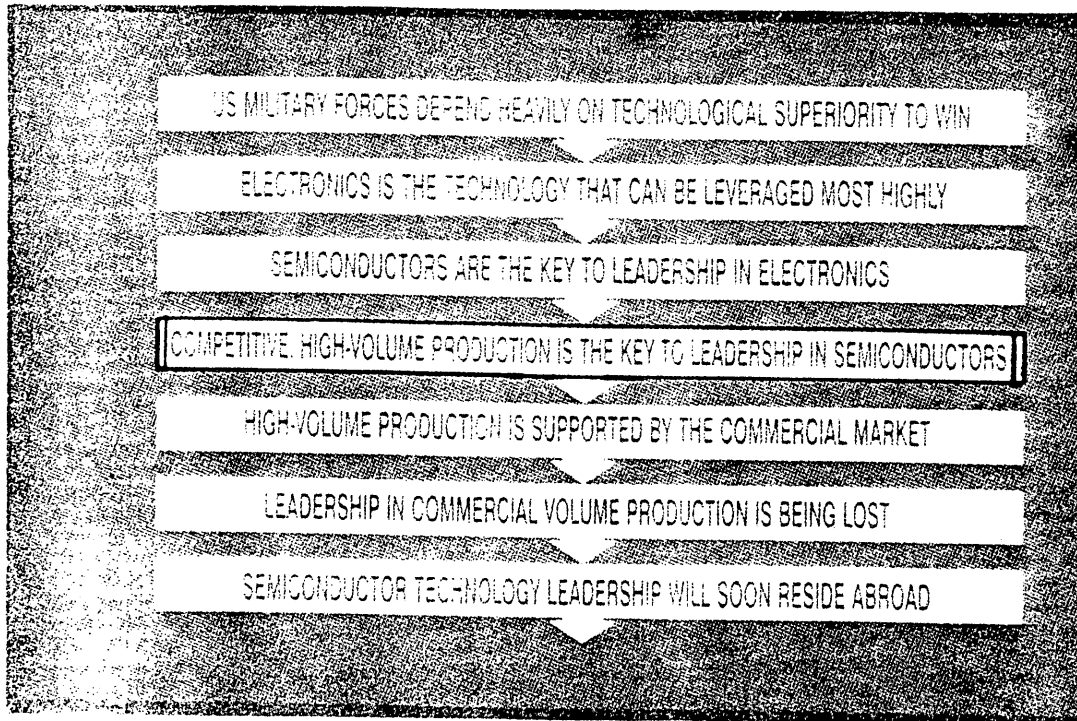


FIGURE 34.

Competitive, high-volume production is the key to leadership in semiconductors.

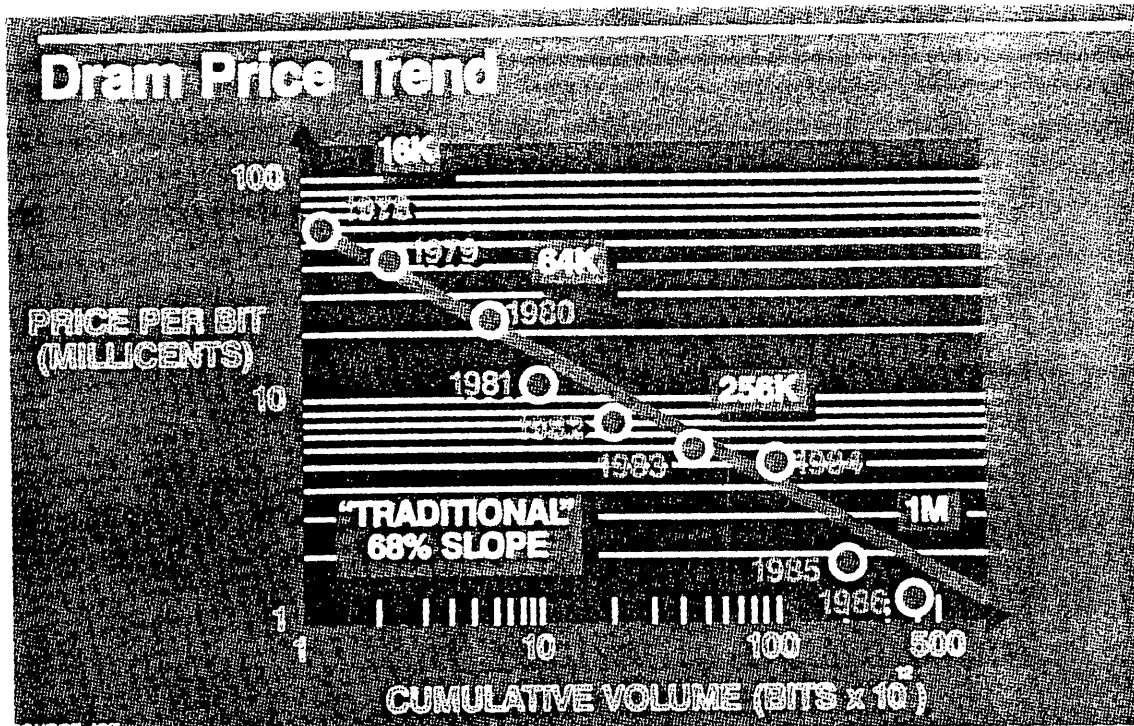


FIGURE 35.

The key to the widespread usage of integrated circuits is the ability to manufacture them in large quantities at very low cost. That is, manufacturing technology underlies the viability of most applications of semiconductor devices. This pressure has resulted in substantive improvements in production technology including a reduction in the last decade alone of about a factor of 100 in the price to store a single bit. For U.S. semiconductor manufacturers, and particularly those in the merchant market (i.e., providing chips for incorporation into end-items by others), manufacturing provides the "engine" which creates the income necessary to pursue ever advancing technology and to introduce successive generations of products. Manufacturing confronts the key technology issue of producing ever smaller feature sizes on a chip...with dimensions being approached of less than a micron.

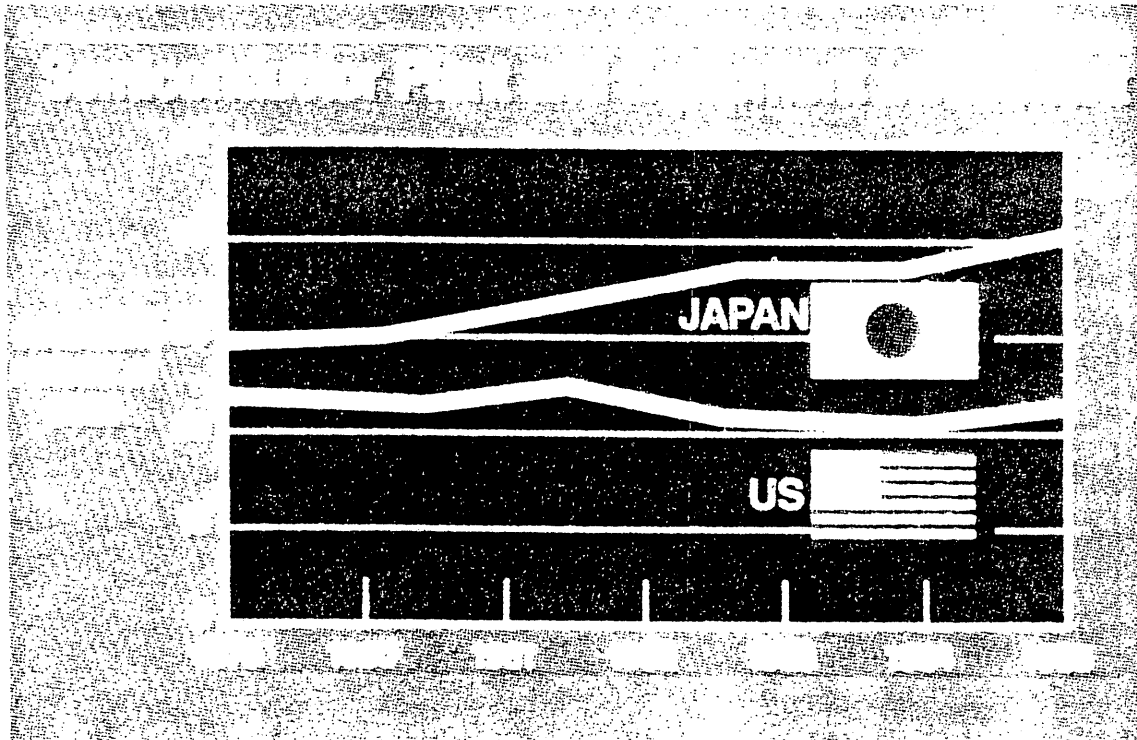


FIGURE 36.

Major demands for capital are imposed on the semiconductor industry since new production lines must be established every few years as successive generations of products are introduced. At the present time, the Japanese semiconductor industry is expending about twice the fraction of sales on new plant investment as is the practice among U.S. firms. This problem is exacerbated as the Japanese share of the total world market also increases ... such that today total expenditures by Japan for semiconductor plant and equipment exceed those of the U.S. by about 100 percent. It is a fundamental property of the industry that fixed costs are very large as compared with variable costs -- thus underlying many of the extraordinary pricing policies observed in the marketplace.




FIGURE 37.

Modern semiconductor production lines are highly automated and entail relatively limited human involvement -- both to assure consistency of quality as well as to support high volume, low cost output.

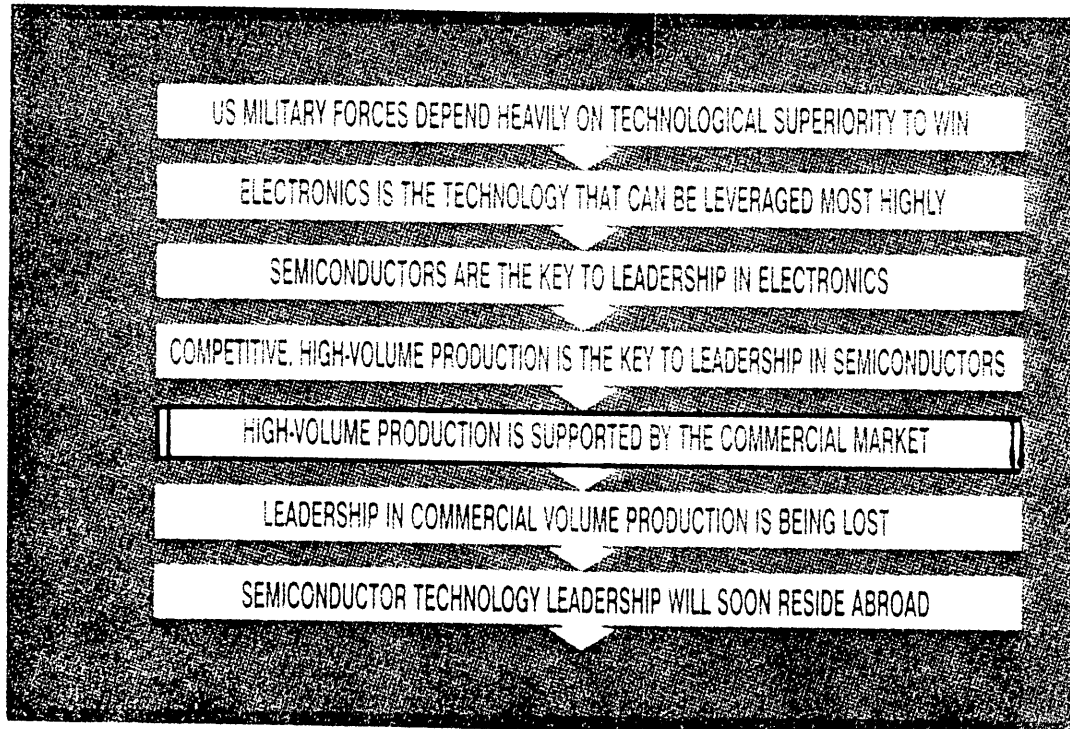


FIGURE 38.

High-volume production is supported by the commercial market.

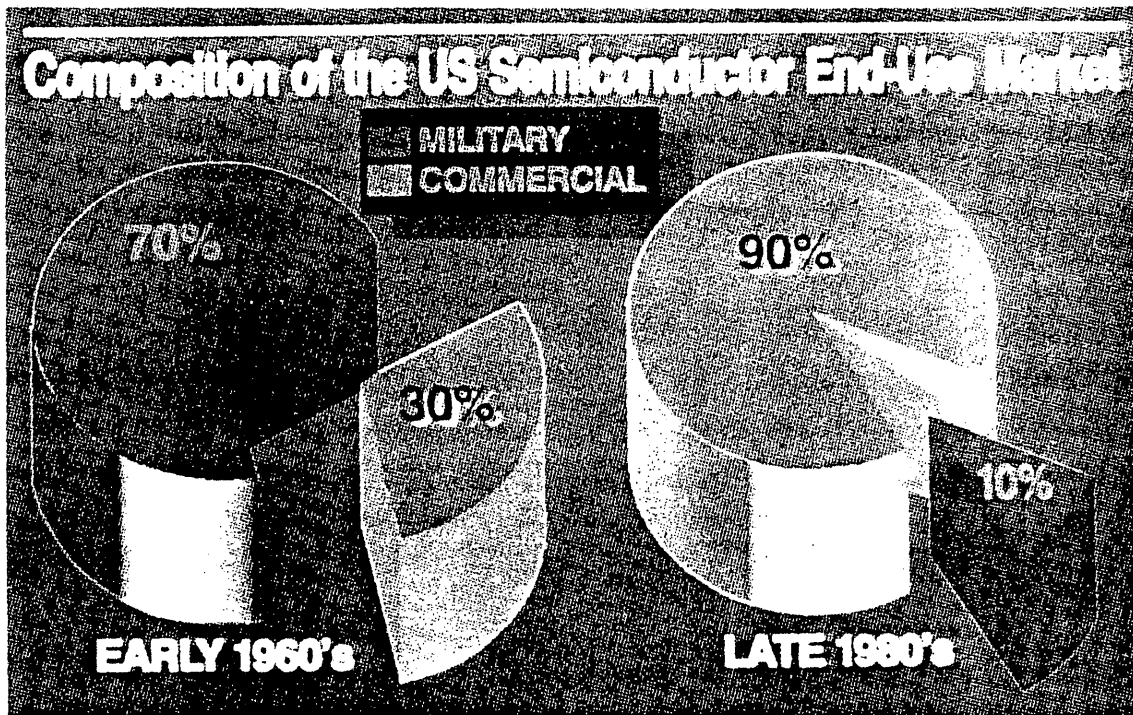


FIGURE 39.

A major asymmetry exists in the interdependency between national defense needs and the needs of the semiconductor industry. In the 1960's, the military was a dominant procurer of semiconductors in the United States. Today the U.S. military acquires less than ten percent of the output of the merchant semiconductor industry. Thus, although semiconductors are of enormous importance to the Defense Department, the Defense Department is not today of enormous importance to the semiconductor industry. This is a fundamental factor underlying the recommendations which will follow.

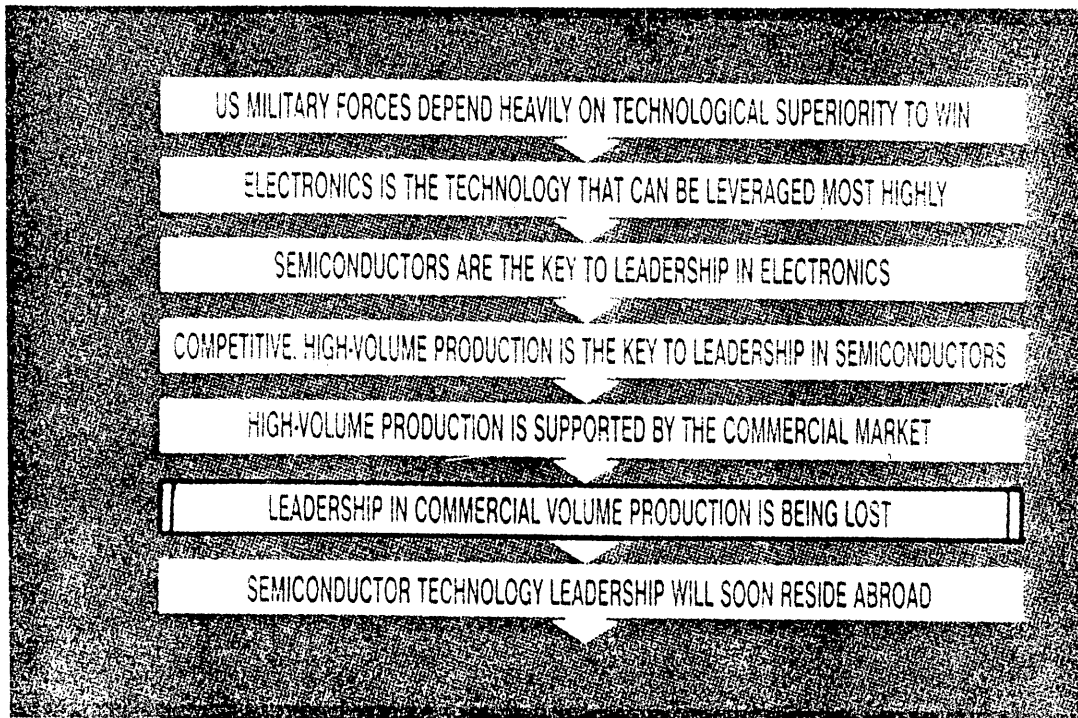


FIGURE 40.

Leadership in commercial volume production is being lost by the U.S. semiconductor industry.



# Semiconductor Industry Rankings (by Sales Volume)

1975	1980	1986 (EST.)
TEXAS INSTRUMENTS	TEXAS INSTRUMENTS	NEC
FAIRCHILD	MOTOROLA	HITACHI
NATIONAL	PHILIPS	TOSHIBA
MOTOROLA	NEC	TEXAS INSTRUMENTS
PHILIPS	NATIONAL	MOTOROLA
INTEL	TOSHIBA	FUJITSU
	HITACHI	PHILIPS
	INTEL	INTEL
	FAIRCHILD	MATSUSHITA
	SIEMENS	NATIONAL

FIGURE 41.

U.S. firms, which generally dominated the semiconductor market as recently as in 1975, today suffer continuing deterioration in market position. Semiconductor firms can generally be categorized into two groups: 1) "merchant" manufacturers (which provide integrated circuits for incorporation into the products of others), and 2) "captive" producers (such as IBM and AT&T which produce principally for their own end-use products). Defense Department prime contractors are generally dependent upon the merchant industry for the semiconductors which are incorporated into the systems they produce. The ranking shown in the figure for 1986 is based upon industry estimates. As recently as 1985, U.S. firms held the number 2, 3, 8 and 9 positions.

## Number of Firms Engaged in Commercial Production of Dynamic RAMS



YEAR	DRAM GENERATION		
		No. OF US FIRMS	No. OF JAPANESE FIRMS
1970	1K	14	8
1974	4K	15	6
1978	16K	12	6
1982	64K	5	6
1985	256K	3	7
1986	1M	3	7

FIGURE 42.

As the position of U.S. semiconductor suppliers in the world marketplace has deteriorated in terms of total volume of production, so too has the number of firms capable of producing the most advanced generation of devices at any given time. Of the three U.S. firms now making one megabit Dynamic Random Access Memory chips, two are captive firms producing principally for their own (essentially commercial) consumption.

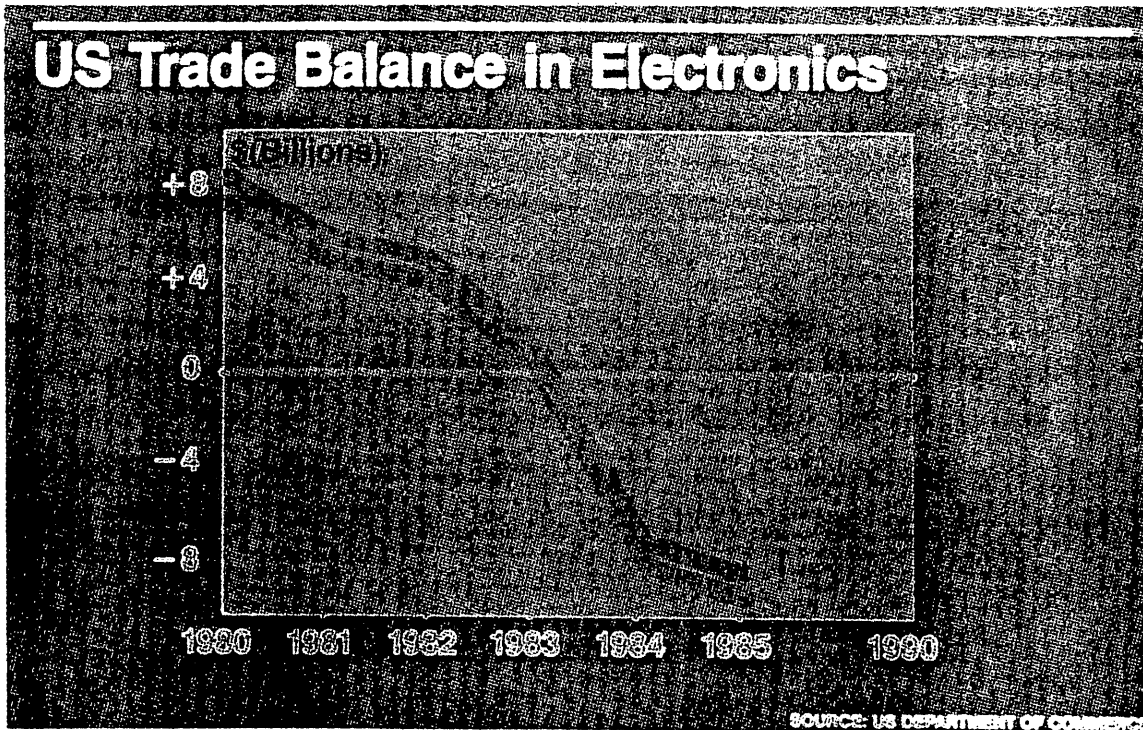


FIGURE 43.

The overall U.S. trade balance in electronics reflects the circumstances described in the previous charts for semiconductors. Over a period of approximately five years, the nation has seen its trade position in electronics shift from one of an \$8 billion surplus to one of an \$8 billion deficit. Nearly \$2.5 billion of this deficit can be attributed specifically to semiconductor chip trade with Japan.



FIGURE 44.

A list of the leading United States exports to Japan raises concerns over the posture of the United States as a modern industrial competitor. Of the list shown, only computers and aircraft contain significant technological value-added. It may well be possible to build a viable economy based on service (and raw material) industries, but it is highly unlikely that it is possible to fight and win wars with a service economy.

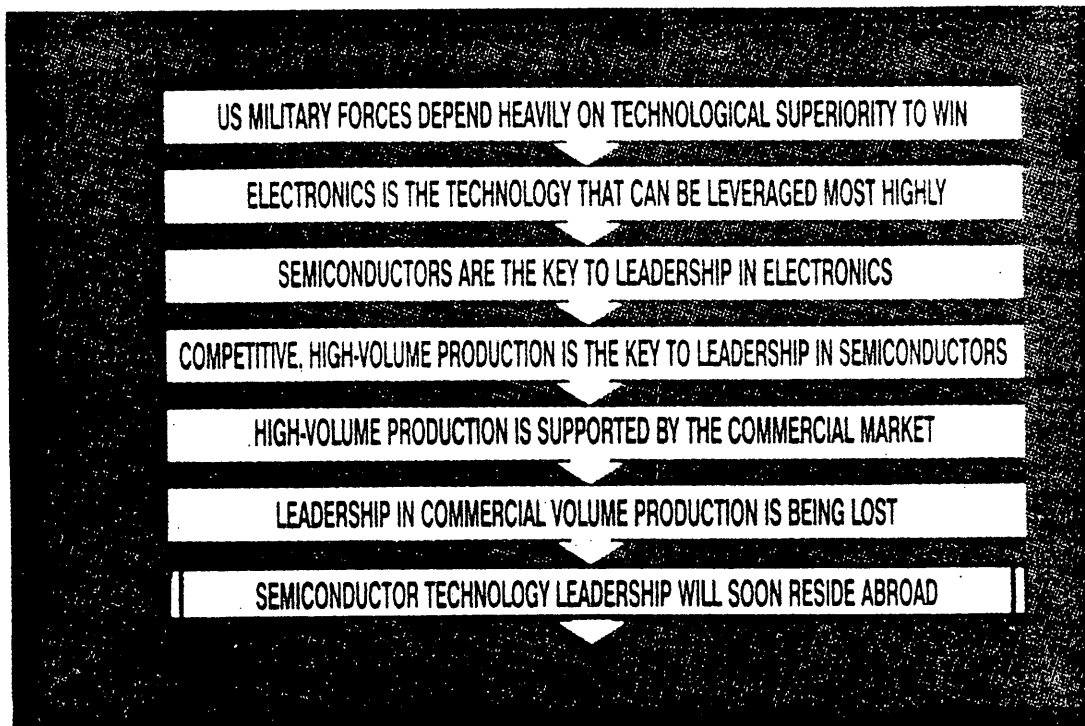


FIGURE 45.

Semiconductor technology leadership will soon reside abroad.

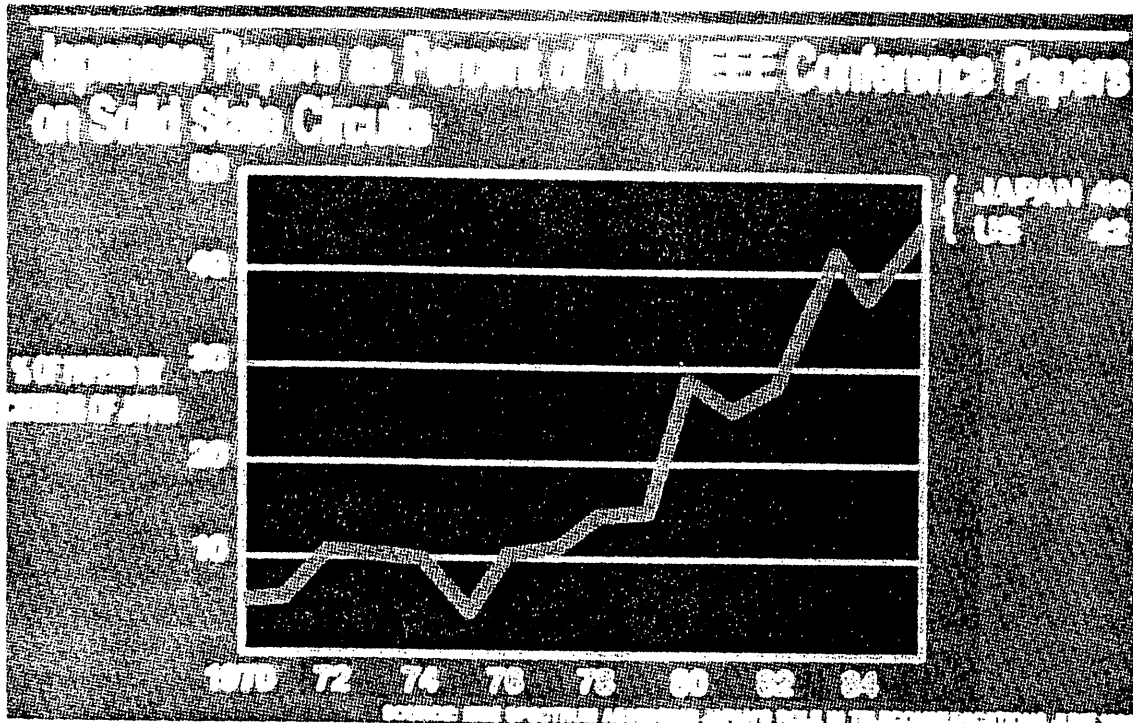


FIGURE 46.

As the leading edge of manufacturing technology has moved abroad from the United States, so too has much of the technology which underpins that manufacturing capability. As has already been noted, manufacturing technology is the underpinning of the ability of the semiconductor industry to compete in the world market. In the U.S. economic structure, manufacturing provides the revenues for firms to support research and development. Additionally, in the case of semiconductors, much of the critical technology itself resides in the manufacturing process. Perhaps the best indicator of the trend toward technological leadership by Japan is the number of papers presented each year describing key advancements in the state-of-the art of solid state circuitry. In 1985, for the first time, Japanese citizens surpassed U.S. citizens in terms of the number of papers selected for presentation at the premier forum for describing such advancements, the Institute of Electrical and Electronic Engineers' conference on solid state circuits. One important related area in which the U.S. is continuing to maintain a position of prominence is software.

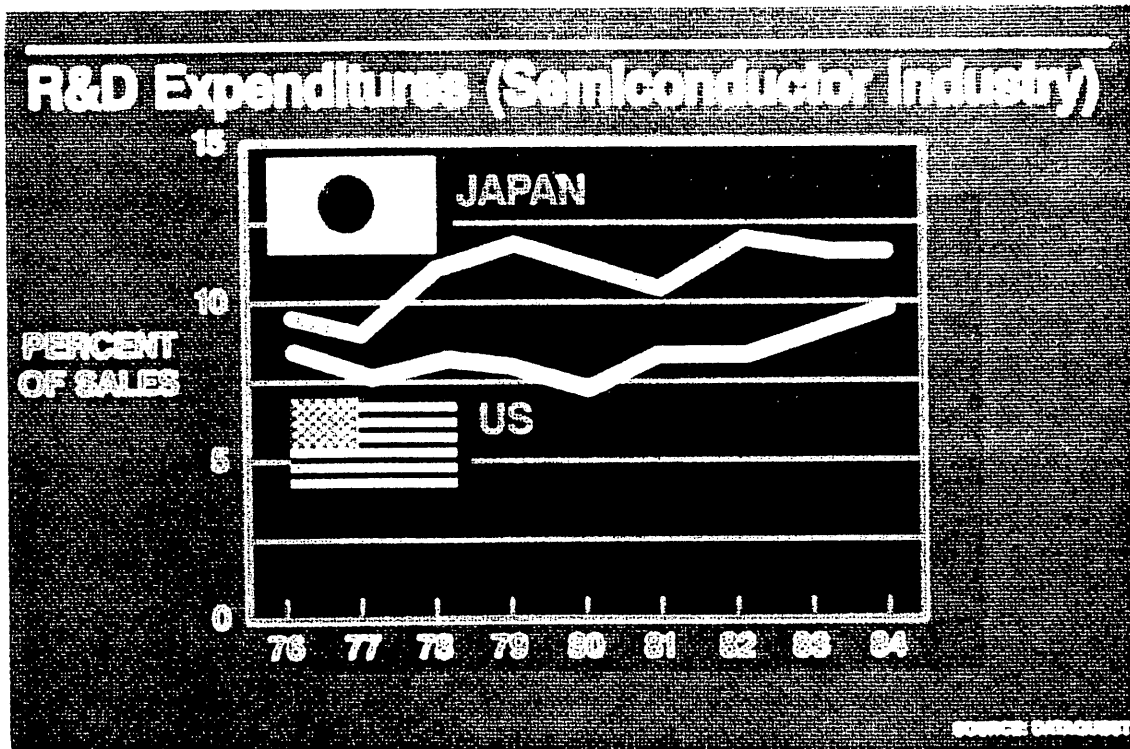


FIGURE 47.

For a number of years, Japan has been expending a greater portion of its semiconductor sales volume on research and development than has the United States. The impact of this long-term practice is today being exacerbated as the absolute size of Japanese semiconductor sales increases relative to those of American producers. Today, Japan is spending about 10 percent more on semiconductor research and development than the U.S. A recent National Research Council study concluded that of ten key technologies relating to microelectronics, Japan leads in seven. As will be addressed subsequently, the Japanese program tends to be more efficient than that of U.S. firms because of the elimination of duplicate generic research.





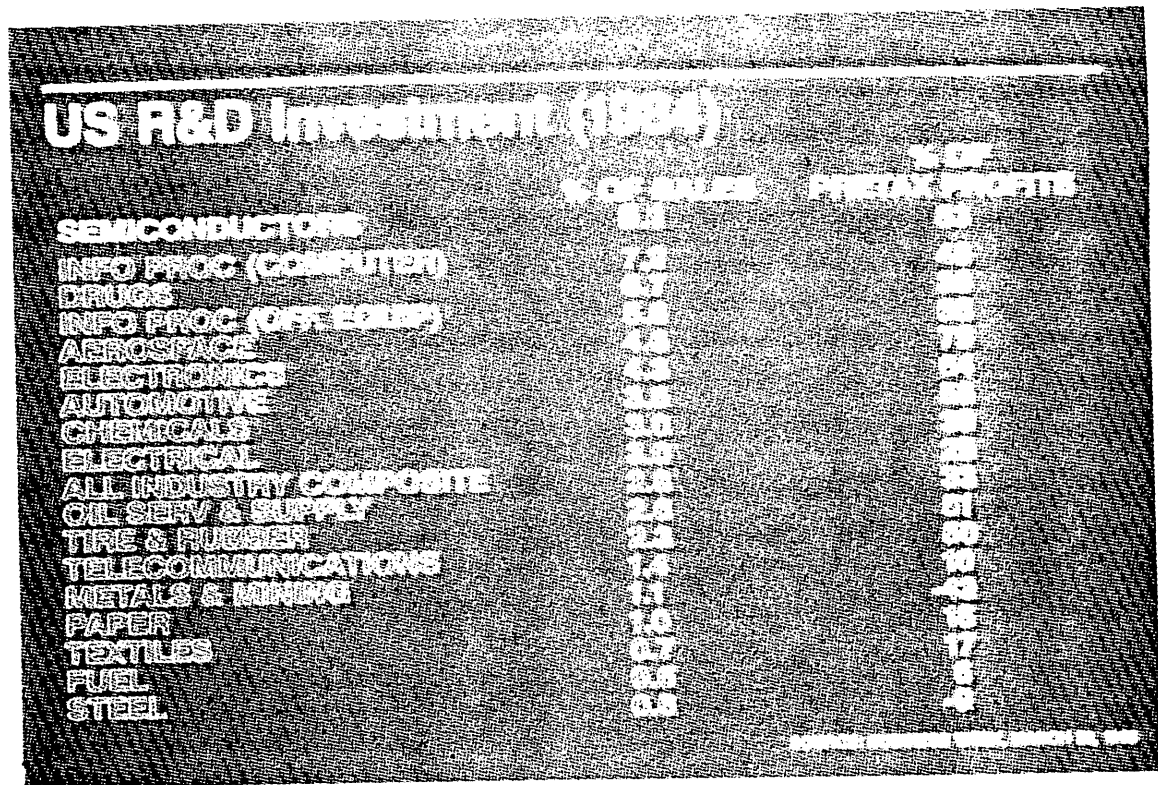


FIGURE 49.

The adverse trend in R&D expenditures of the U.S. semiconductor industry in comparison with those of Japanese counterparts is not principally explainable in terms of neglect of R&D by the American industry -- at least using conventional U.S. investment standards. The U.S. semiconductor industry leads all other principal U.S. industries in terms of its reinvestment in R&D. The problem is that this has simply been insufficient by worldwide standards.

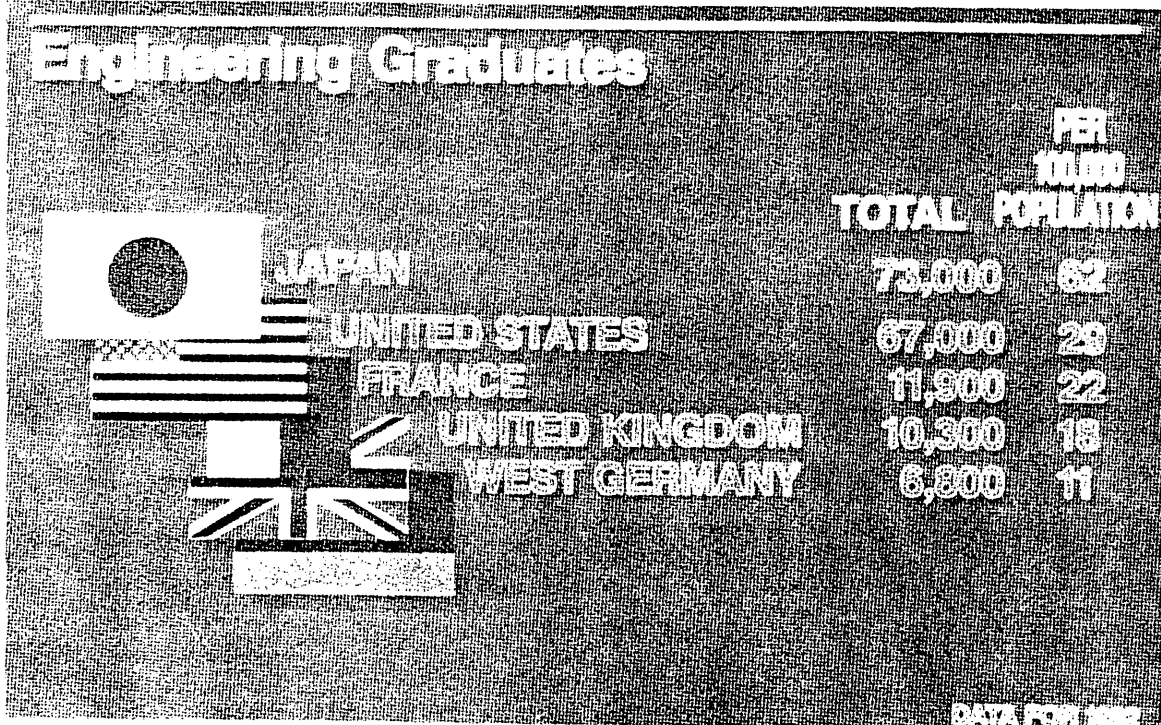


FIGURE 50.

Japan's focus on technology and R&D is reflected in its rate of graduation of engineers which currently surpasses that of the United States on a per capita basis by a factor of two. In terms of Electrical Engineering graduates, Japan produces about 30% more than the U.S. in absolute terms. Science and Engineering enrollment in U.S. graduate schools is today about half non-U.S. citizens. Graduates of Japanese universities frequently seek positions in manufacturing-related disciplines -- whereas in the U.S., manufacturing has often been viewed as a less attractive professional pursuit than such fields as finance, marketing, management, etc. The quality of U.S. engineering education continues, in general, to be excellent -- particularly as it relates to innovation.

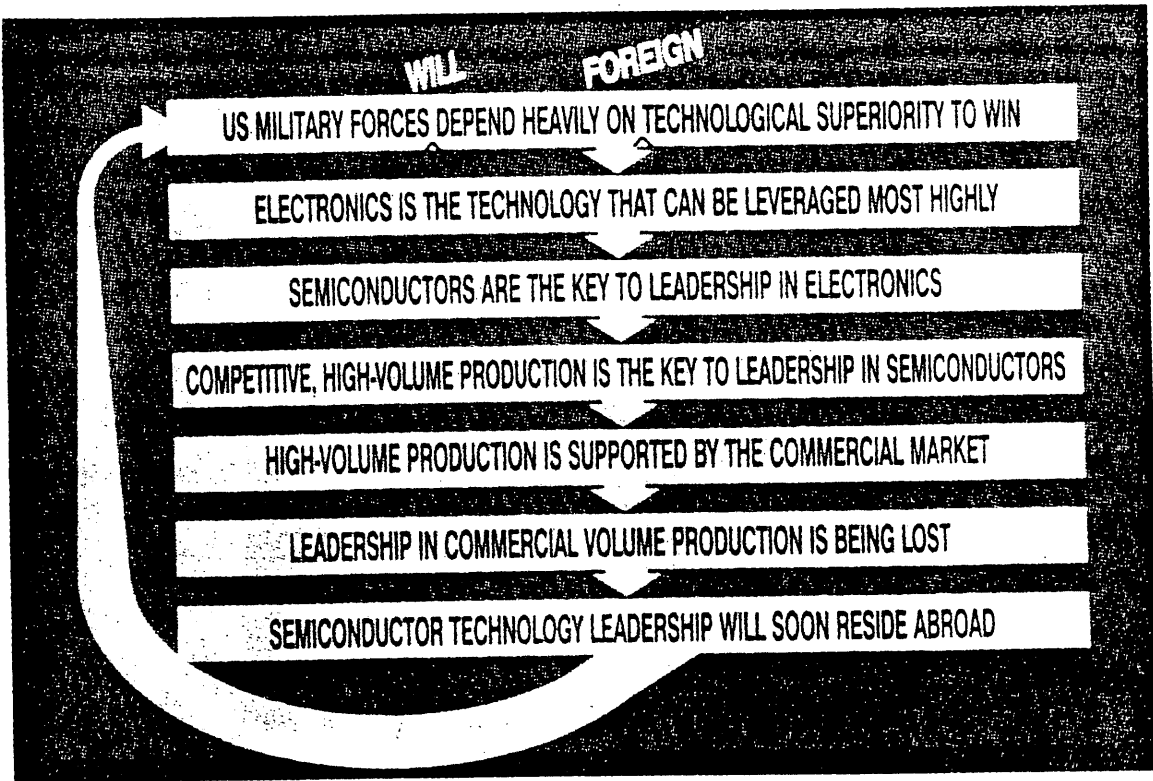


FIGURE 51.

U.S. military forces will depend heavily on FOREIGN technological superiority to win (unless significant steps are taken soon to reverse the present trend).

## Military Hardware Dependency in 1986: Summary

- MOSTLY DOMESTIC TODAY
- EXCEPTIONS:
  - GALLIUM ARSENIDE FETS
  - CERAMIC PACKAGES
  - STEPPERS
  - ETC.
- RECORDS OFTEN INCONCLUSIVE
- TRENDS CLEARLY TOWARD DEPENDENCE

FIGURE 52.

Although important examples can be found where U.S. military forces are today dependent upon electronic hardware built overseas by foreign producers, the extent of the former practice is considerably less than had been projected by many industrial experts. In retrospect, it appears that such a result should have been expected inasmuch as most of the hardware incorporated in today's production and operational military systems had its design origin in the 1970's and early 1980's, at which time the U.S. still held a dominant position in semiconductor manufacturing. It would appear that in the 1990's an opposite conclusion will result if steps are not now taken to reverse the trends observed herein. Even today there are important areas of dependency, including field effect transistors, ceramic packages (available from virtually a single producer in the world -- a firm in Japan) and precision alignment manufacturing equipment. A National Academy of Engineering Study recently concluded that in the case of one missile system it would take over a year to replace foreign parts content (of all types) with domestically supplied hardware. To preclude the expansion of this circumstance, government program offices need to ascertain the origin of the components incorporated in their systems and assure the existence of viable domestic sources in time of emergency -- or else maintain suitable stockpiles.

## Semiconductor Part Types Supplied to USAF/SD Programs by Foreign Manufacturers

FOREIGN MANUFACTURER	PART TYPE	NUMBER OF UNIQUE PART SPECIFICATIONS
HITACHI	16K CMOS RANDOM ACCESS MEMORY	10
NEC	MICROWAVE POWER GaAs FET	40
	SMALL SIGNAL MICROWAVE BIPOLAR TRANSISTOR	3
	LOW NOISE GaAs FET	18
	MICROWAVE SILICON DIODE	3
	SILICON BIPOLAR IC AMPLIFIER	3
	MICROWAVE POWER GaAs FET	15
FUJITSU	MICROWAVE POWER GaAs FET	15
PLESSEY	SILICON MONOLITHIC MICROPROCESSOR	1
	<b>TOTAL</b>	<b>93</b>

APPROXIMATELY 3000 UNIQUE PART SPECIFICATIONS IDENTIFIED ON THE TEN PROGRAMS SURVEYED

SOURCE: AEROSPACE CORPORATION

FIGURE 53.

In one survey conducted by the Aerospace Corporation of ten Air Force systems produced by the Space Division, only about three percent of the semiconductor devices (as measured by parts specifications) were of foreign origin. Some of these, however, were critical to the operation of the systems in question and the trend toward foreign content would appear to be growing. Further, most program offices do not keep records of dependency beyond the country-of-origin label on a finished device, even though dependency is at issue at every level (materials, tools, packaging, testing, etc.) of the semiconductor industry infrastructure.

## Military Systems Containing Semiconductors Available Only from Foreign Sources

- OPS
- IUS
- TSCS
- DSP
- DMSP
- FLTSATCOM
- ASAT
- ASN-10
- F16 (3)
- A107
- SS0 AN-538
- AN/APG-63
- HP (8)
- M1 TANK
- AHIP
- AN/ARC-182
- AN/PRC-119
- AN/ASN-32
- AN/ALY-14
- AM-6988 A POET
- F18 (3)

(#) - NUMBER OF SYSTEMS

FIGURE 54.

A number of examples were found in a study conducted for the Task Force by the Institute for Defense Analyses of systems containing semiconductors available only from foreign-owned, foreign-located sources. Even many of the "so-called" domestic semiconductor devices incorporated in U.S. military systems can be traced to foreign countries in terms of the raw materials and processes involved in their manufacture -- the latter including packaging and testing. A large share of integrated circuits are assembled and tested overseas. Ceramic packages are available almost exclusively from Japan -- in this case from a single firm. One government sponsored study of Foreign Dependency identified 16 components of foreign source in one current air-to-air missile and concluded their denial would shut down production for up to 18 months. In addition, a growing segment of the semiconductor manufacturing capacity which resides in this country is being acquired by foreign firms through outright purchase.




FIGURE 55.

Command, control, communications and intelligence systems are particularly dependent upon the availability of the most advanced semiconductor devices. In the area of cryptography, for example, the ability to protect one's communications and to collect intelligence from others resides to a very great extent on the possession of the most advanced generation of supercomputer.



## Number and Sources of ICs in Cray Supercomputers

	CRAY X-MP/416	CRAY-2
MEMORY	61,000 (100% JAPANESE)	77,000 (100% JAPANESE)
LOGIC	214,000 (10% JAPANESE)	120,000 (10% JAPANESE)

FIGURE 56.

Among the most advanced supercomputers produced in the United States are those manufactured by Cray Research, Inc. These machines are particularly important to many military command and intelligence functions. Today, 100 percent of the memory capacity of these machines is derived from Japanese manufactured semiconductors, and ten percent of the logic elements are of corresponding origin. As Japanese firms evolve from the role of merchant semiconductor manufacturers into computer/telecommunications system builders, it would not be an illogical strategic business policy to delay release of the most advanced chips to competitors in the systems market, including those residing in the United States. Even if foreign manufactured chips are to be available to U.S. manufacturers, it would appear likely that these chips will be a generation behind those which foreign semiconductor manufacturers elect to incorporate in their own system-level products. That is, today's foreign semiconductor suppliers to U.S. firms may become tomorrow's competitors to those same U.S. firms for system products.



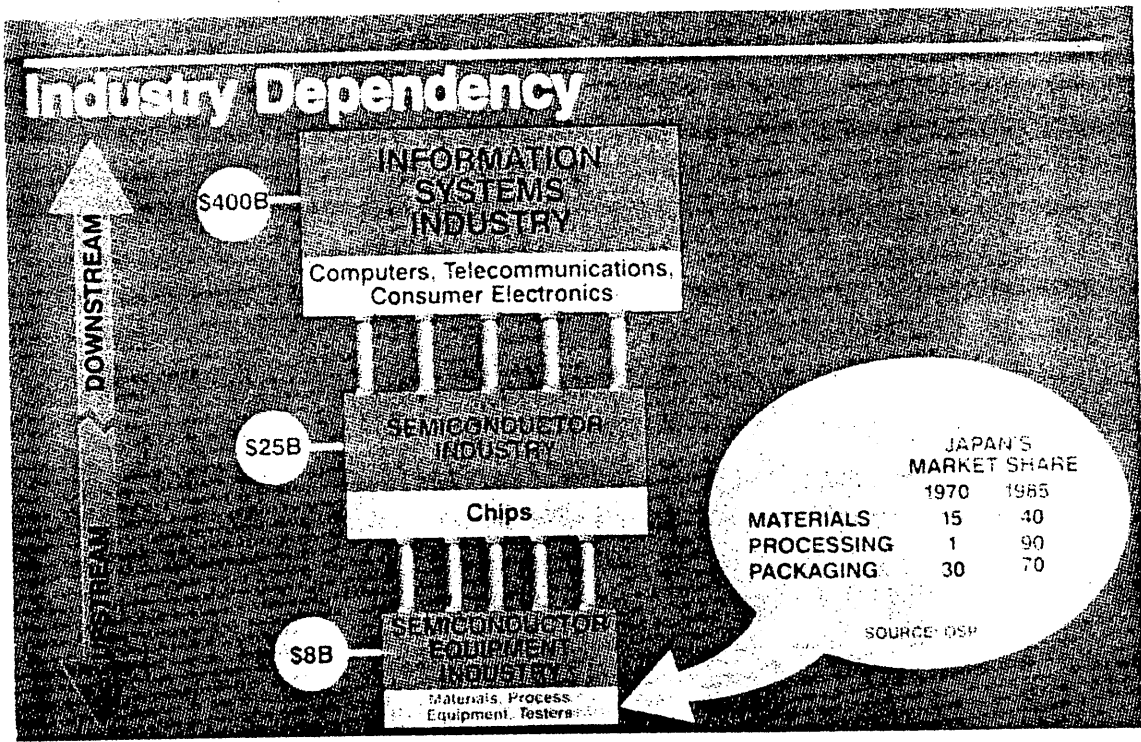


FIGURE 57.

The United States semiconductor industry is dependent upon several related "upstream" industries such as the producers of materials and the developers of the equipment needed to manufacture in high volume. These latter firms, generally referred to as "equipment" suppliers, to a considerable degree help determine the competitive state-of-the-art of U.S. semiconductor manufacturers. The U.S. equipment industry has itself been moving off-shore and today many, if not most, of the advanced production capabilities are acquirable only overseas. Delays in access to the most advanced equipment measured even in months can in essence pace the U.S.'s ability to introduce future generations of semiconductor devices and the systems they in turn support. Importantly, this dilemma confronts not only the U.S. merchant industry but the large captive firms as well, since it is very difficult for even this latter group to support an entire equipment industry and at the same time remain price competitive in the world market for their own products. The semiconductor equipment industry in many respects provides the second-tier underpinning of the enormous world-wide information systems industry.

**Military Semiconductor Dependency**

**A MAJOR CONCERN  
IS**

**TECHNOLOGICAL  
DEPENDENCY**

FIGURE 58.

Although the Task Force initially focused on the availability of semiconductor hardware to support defense needs, particularly during time of mobilization, it rapidly became evident that the principal concern was the fact that advanced semiconductor technology simply would not be available within the United States to support the development of leading edge defense systems.



# ORIGINS OF THE PROBLEM

## CONTRIBUTING FACTORS

FIGURE 59.

The Task Force has identified at least a dozen not insignificant factors which have contributed to the decline of the U.S. semiconductor industry. Some of these factors were within the control of the industry; many were not. Correspondingly, there is no single action which by itself is likely to resolve the current predicament in which the U.S. finds itself with respect to assuring a domestic supply of advanced integrated circuits.

# Average Hourly Compensation for Manufacturing Workers

WAGES IN US DOLLARS-1985

US	\$13.09
CANADA	10.76
W. GERMANY	9.75
FRANCE	7.69
JAPAN	6.64
BRITAIN	6.06
HONG KONG	1.78
TAIWAN	1.70
S. KOREA	1.38
BRAZIL	1.27

BASED ON AVERAGE EXCHANGE RATE FOR ALL OF 1985

FIGURE 60.

The current posture of the U.S. semiconductor industry can be traced to many origins. In the early years, wages for manufacturing workers in the United States were significantly greater than those for their counterparts in the Pacific rim. In order to remain competitive in the world market, U.S. manufacturers themselves moved facilities to Japan, Korea, Taiwan, Hong Kong and Malaysia in order to avail themselves of the labor forces available in those areas. As wage rates have recently become more commensurate and the semiconductor industry has become increasingly automated, the impact of geographical wage differences has approached insignificance.

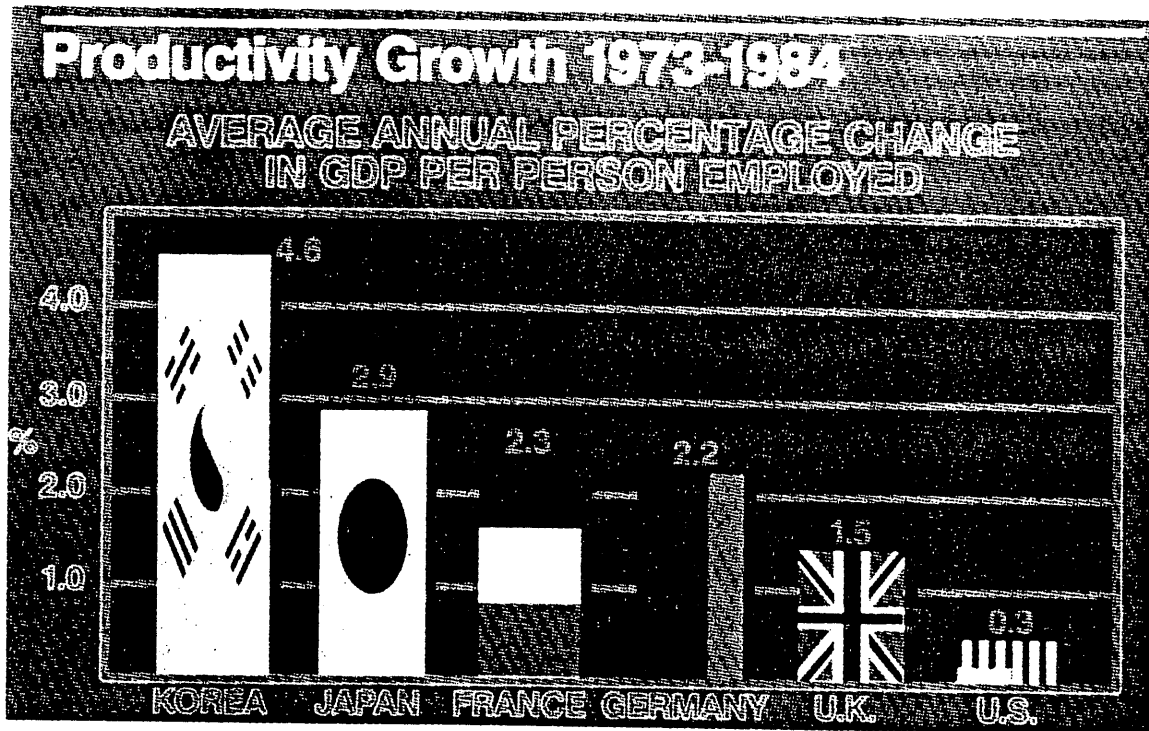


FIGURE 61.

The concentration of nations such as Japan and Korea on productivity and quality throughout their entire industrial base began to take its toll on the U.S. semiconductor industry, along with other U.S. industries, in the 1970's. The productivity challenge was particularly acute among semiconductor manufacturers due to the need to re-automate factories as new generations of products were introduced every few years. In general, the productivity record of the U.S. semiconductor producers far exceeded that of U.S. industry as a whole. Correspondingly, problems with quality among U.S. producers during the 1970's contributed to the current adverse situation and are still cited by Japanese buyers as a reason for not purchasing U.S. manufactured devices.

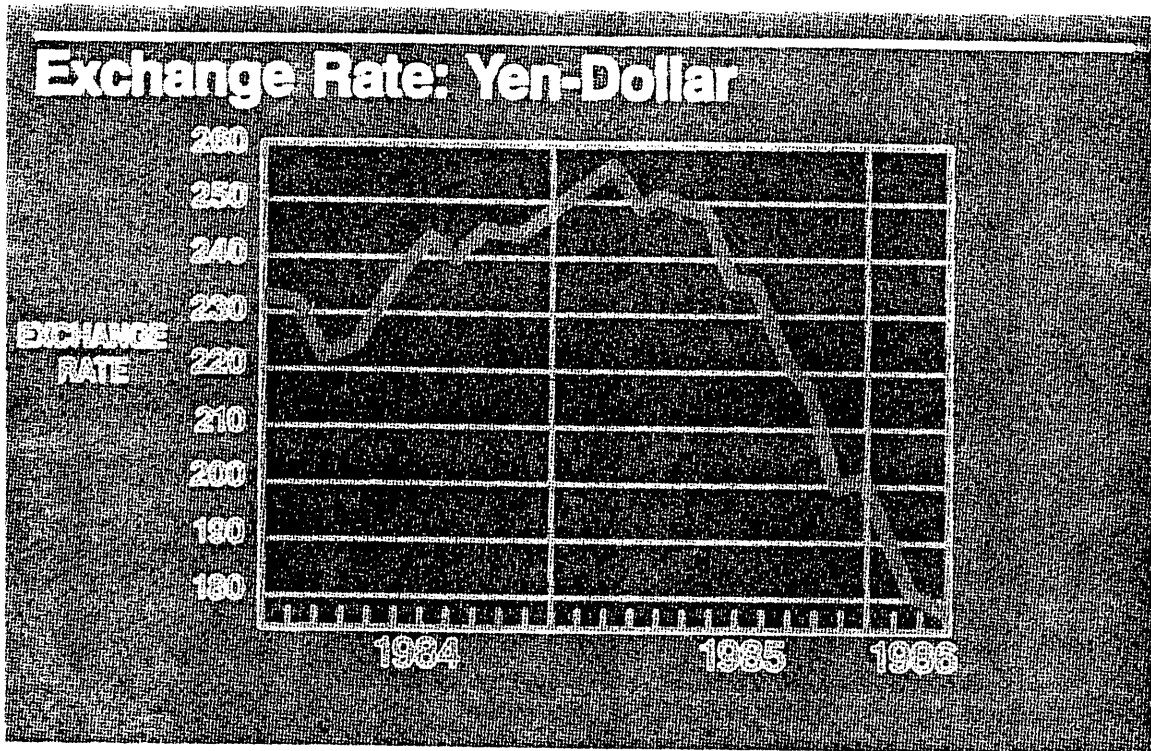


FIGURE 62.

During the 1980's, the high yen/dollar exchange rate which persisted for a number of years further undermined the ability of U.S. semiconductor producers to compete in the world market. Trends during the last few months have, however, greatly offset this factor as a contributor to further decline in U.S. semiconductor manufacturing.

## Personal Savings Rate (Percent of Disposable Income)



YEAR	US	JAPAN
1970	8.0	16.2
1980	8.0	16.2
1981	6.7	16.7
1982	6.2	17.6
1983	6.0	17.3

Note: In the Third Quarter of 1983 the Savings Rate in the US Fell to 5%.

Source: US Department of Commerce

FIGURE 63.

The relatively high cost of capital to U.S. industrial firms as compared with their Japanese counterparts exacerbated the problem of funding research and development and equipment in the U.S. This asymmetry has origins deeply rooted in the economic structures of the two nations in such areas as disparity of savings practices and tax incentives. In the former instance, for example, the personal savings rate in Japan is about three times that of the U.S. (5% vs. more than 15%).



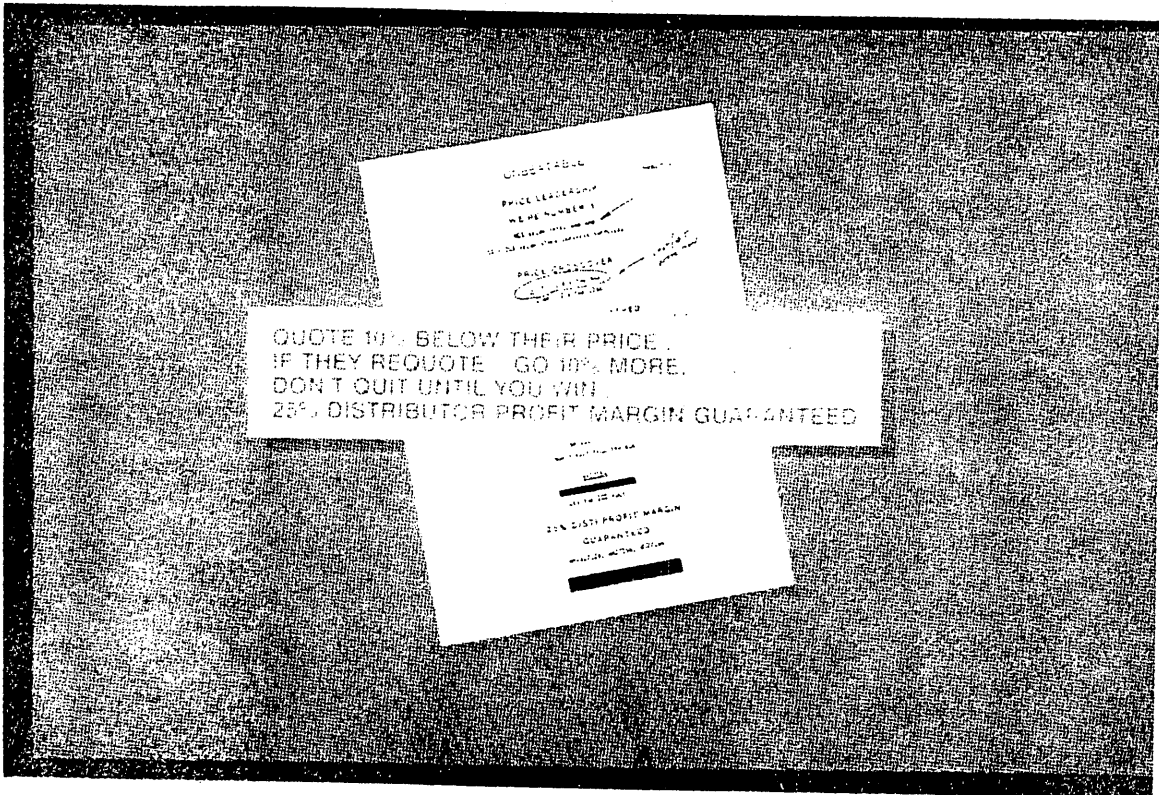


FIGURE 64.

"Dumping" by foreign semiconductor producers is widely cited as a principal cause of the deteriorating viability of the U.S. semiconductor manufacturing industry. Although evidence of such practices certainly appears to exist, this practice can be viewed as but one of a number of adverse factors and, in the view of this Task Force, is probably not the predominant one.






FIGURE 65.

In the opinion of the Task Force, the principal factor affecting the relative shift in strength of the U.S. and Japanese semiconductor industries is the fact that the Japanese established a strategic (long term) goal and effectively brought together all the resources needed from government, industry and academia, needed to pursue that goal. The U.S., at its own discretion, elected not to pursue such an organized focus and structure, and as a result is finding that it is unable to compete in the marketplace as it has been defined by the Japanese. Although this is viewed by some as evidence of impropriety on the part of Japan, it would appear more accurate to describe it in retrospect as a sound business decision and furthermore one which could potentially have been available to the United States should we as a nation have chosen to embrace it. The U.S. was, it should be recalled, once in a position to enforce virtually any semiconductor market strategy it chose, having invented the technology, controlled the leading-edge research, dominated the related education, held the largest world market share, and consumed the majority of the product.

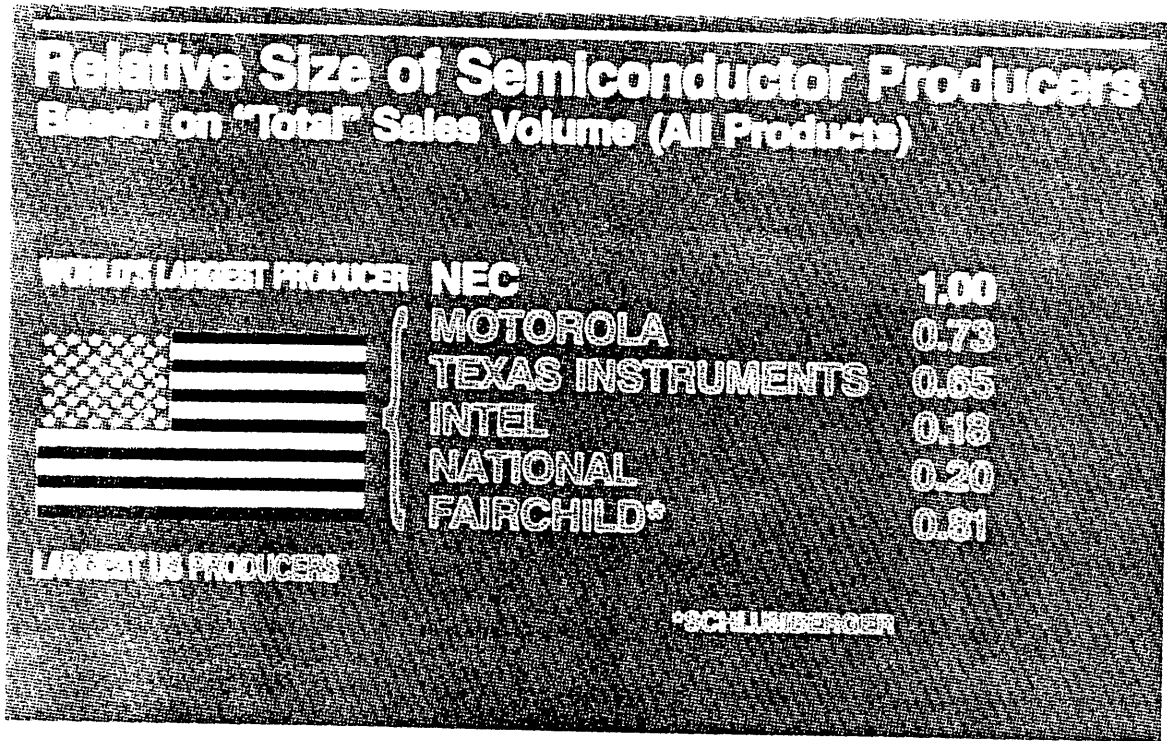


FIGURE 66.

The individual Japanese merchant semiconductor producers are generally larger than their U.S. counterpart firms. For example, NEC (Nippon Electric Company), the highest volume producer of semiconductors in the world, is between one-fourth larger and a factor of five larger than its major U.S. competitors. (The largest of the U.S. producers in terms of overall corporate size has recently been sold -- to a Japanese firm.)

# Sumitomo Group (Partial)

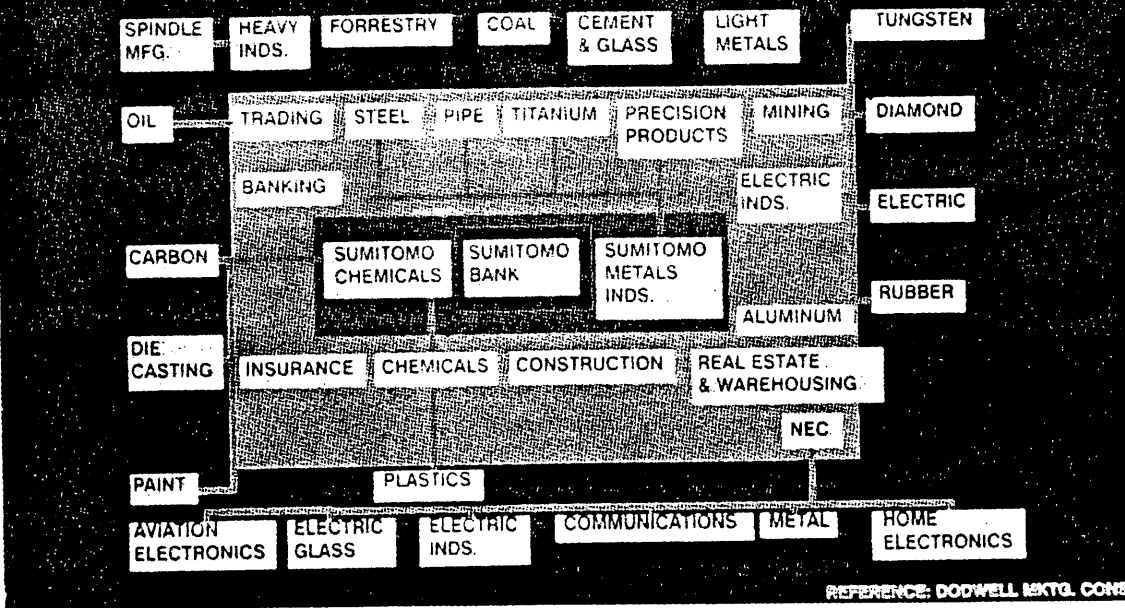


FIGURE 67.

As large as Japan's NEC would appear to be in comparison with many of its U.S. rivals in the semiconductor industry, it is seen to be only a small element of the Sumitomo Group, with which it is associated. This Group, one of a half-dozen of its type, provides virtually all ingredients needed to compete in virtually any market, centering on its own bank. By and large, Japanese semiconductor producers are members of such large industrial groupings. The importance of such a strategic structure is the ability to withstand and, in fact even exploit, transient reversals in the marketplace for a specific product such as semiconductors... relying on profits from other segments to buy time while capturing market position in the targeted industry.

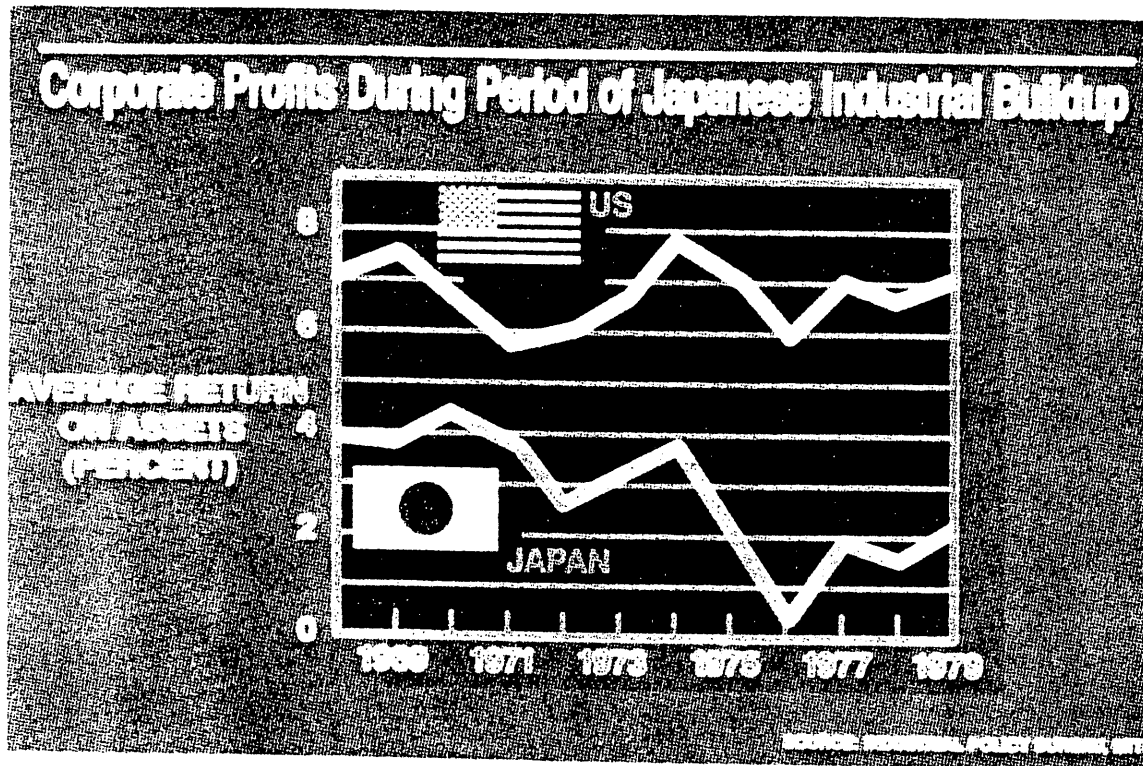


FIGURE 68.

The staying power of the large Japanese industrial entities is suggested by a comparison of the average return on assets of these firms with those of their U.S. counterparts during the era in which Japanese industry was making its major inroads on the world industrial market (the 1970's). It would seem unlikely that any U.S. firm could remain viable for a prolonged period producing a one to three percent return on assets -- as has been the case for much of Japanese industry.

## Corporate Ownership Stability

COMPANY	MONTHS TO TURN OVER (EQUIVALENT) OWNERSHIP*
ADVANCED MICRO DEVICES	6.5
INTEL	9.2
NATIONAL SEMICONDUCTOR	8.0
TEXAS INSTRUMENTS	9.2
BOEING	13.9
IBM	24.1
US STEEL	25.0
GENERAL MOTORS	30.8

FIGURE 69.

The failure of the U.S. semiconductor industry to take a long term perspective in terms of pursuing strategic goals has often been cited as one cause of the industry's decline and there appears to be merit in this argument. It is noteworthy in this regard, however, that the average U.S. semiconductor manufacturer turns over its entire equivalent ownership (total number of shares divided by annual number of shares exchanged) every six to nine months. A project having a five-year payout is in effect heavily discounted by investors because it will be of direct benefit to owners seven to ten "generations" in the future. Thus, there is little motivation, in fact little tolerance, for management to seek truly long-term objectives. Rather, management finds itself under continued pressure to produce short-term results. This is in sharp contrast to the basic economic structure of Japanese industry.

# Government Subsidies

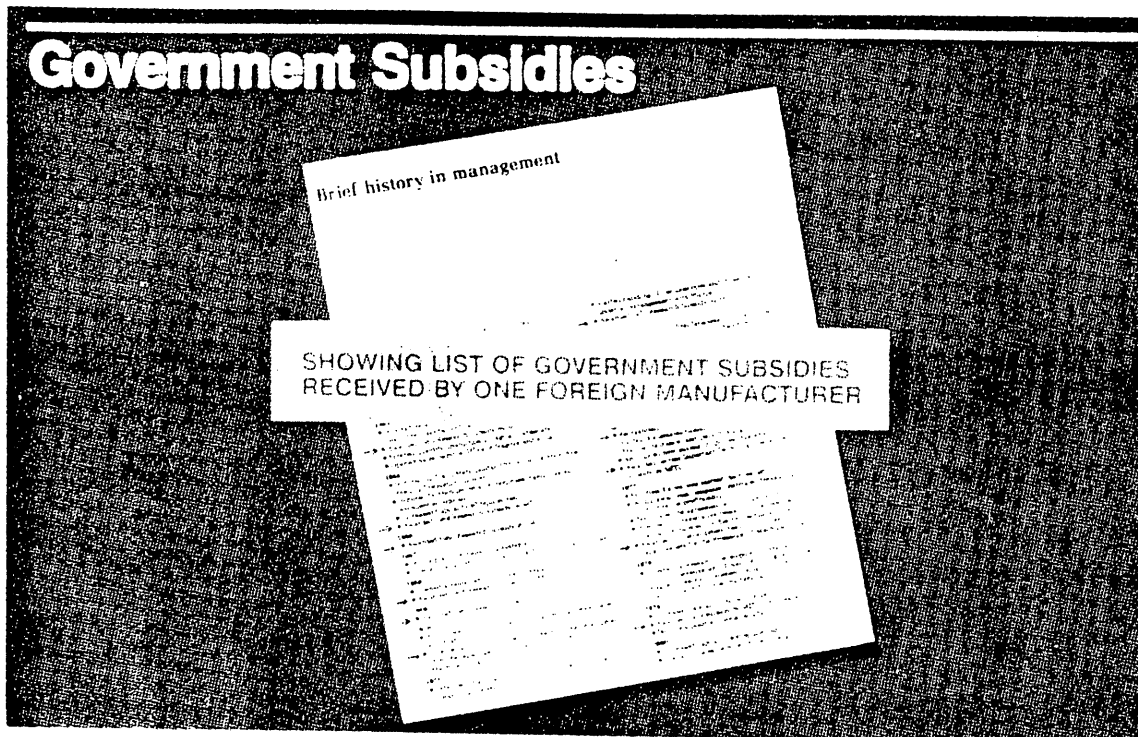


FIGURE 70.

When Japanese industrial and banking strengths are coupled with strong government backing in the form of subsidies (such as those listed in the above brochure of one Japanese semiconductor manufacturer), an extremely formidable competitor emerges. Although subsidies are often cited as a form of unfair competition -- at least as viewed by many U.S. industrial firms -- they are a fact of life in many world markets and are employed on occasion by the U.S. itself. For example, U.S. military support to the American semiconductor industry is often cited by Japan as a form of subsidy. The principal policy difference appears to be not in the existence of subsidies but rather in the fact that Japan has elected to focus its subsidies on emerging, leading edge industries; whereas the U.S. has to a considerable degree elected to subsidize sunset industries.

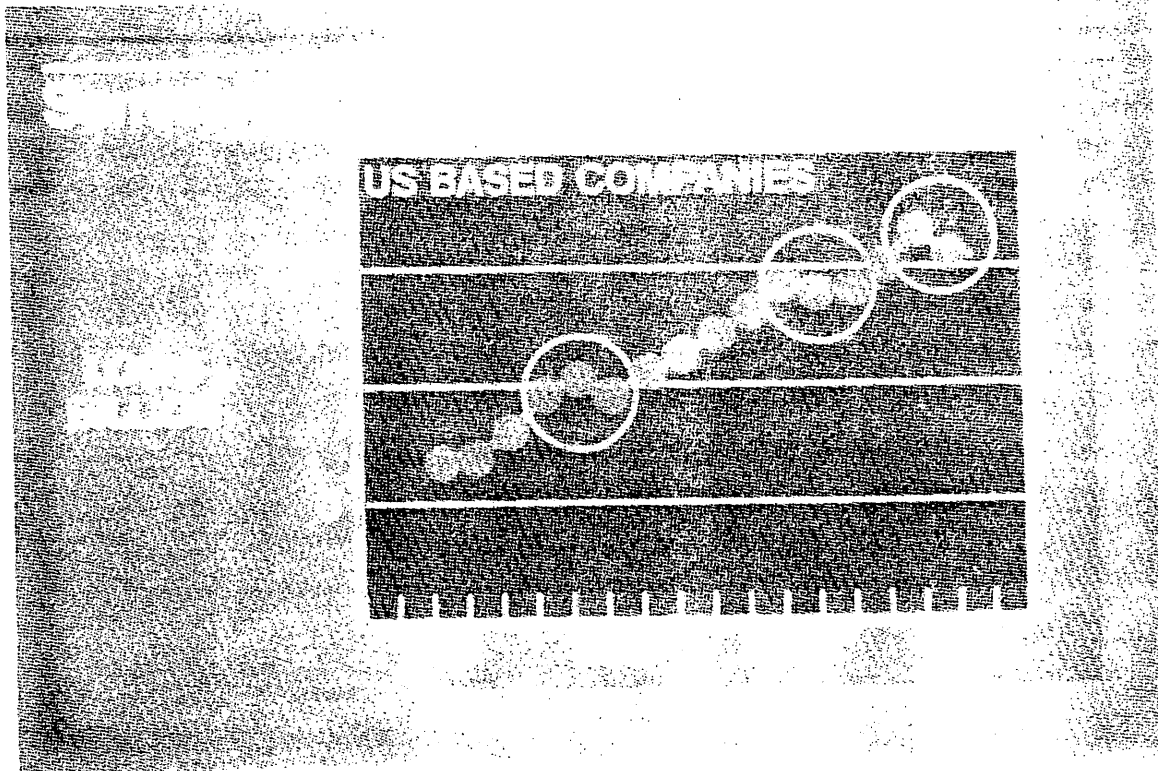


FIGURE 71.

Because of the staying power which has been made possible through the organizational structure and strategic focus of the Japanese semiconductor industry, reversals in the business cycle have had a markedly different impact on Japanese firms as compared with their U.S. counterparts. During each reversal, Japanese firms have sought to maintain market share, whereas their U.S. counterparts sought to maintain profitability (in order to assure survival and competitiveness for the capital needed to pursue succeeding generations of products). As the semiconductor industry emerged from each succeeding down-turn, more and more U.S. competitors were forced to drop out of the market altogether, whereas their Japanese counterparts tended to emerge with ever larger market shares upon which to base the next round of growth.



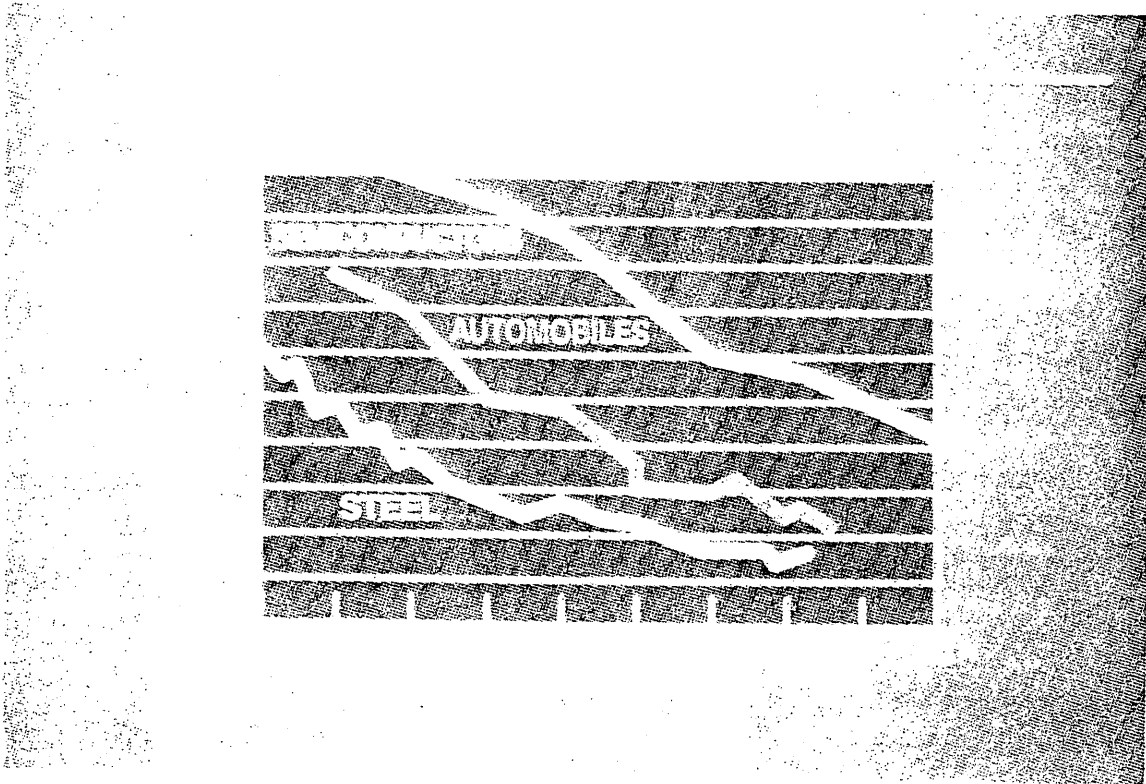


FIGURE 72.

A pattern has been established for the semiconductor industry which seems to have a growing parallel to that which has already been observed in such U.S. industries as steel and automobiles. The semiconductor industry is in its own regard not a major element of the U.S. manufacturing base. The concern, aside from national defense, resides in the fact that semiconductors are the essence of the computer and telecommunications industries which together form the basis for the information age. That is, the ability to dominate the semiconductor industry would appear to be a mere step along the strategic way for Japanese firms to dominate the world information market. This is perhaps the most ominous conclusion of the Task Force.



# RECOMMENDATIONS

FIGURE 73.

The Task Force offers five principal recommendations, including one of predominant importance. In addition, it is observed with respect to assuring the availability of hardware in terms of mobilization that it will be necessary for Defense Department program offices to maintain records of hardware origin (with full traceability) and either stockpile parts or provide in advance for alternate domestic sources on a suitable time scale.

## **Recommendation No. 1 (Principal Recommendation)**

### **SEMICONDUCTOR MANUFACTURING INSTITUTE**

- **INDUSTRY ESTABLISH CONSORTIUM TO PUSH STATE OF THE ART IN MANUFACTURING TECHNOLOGY**
- **PURSUE GENERIC TECHNOLOGY ON (16 OR 64 MEGABIT) SILICON DRAM**
- **CAPITALIZE BY INDUSTRY AT \$250 M**
- **PERMANENT STAFF OF 600, AUGMENTED BY 200 INDUSTRY ASSOCIATES**
- **DOD PROVIDE \$200M/YEAR CONTRACT SUPPORT**
  - **MEMBER OF BOARD OF GOVERNORS**
  - **ASSIGN EMPLOYEES AS ASSOCIATES**
  - **ACCESS TO TECHNOLOGY**
  - **DEDICATED DOD PILOT LINE AND PRODUCTION OUTPUT**
- **FACILITY SUPPORTS SEMICONDUCTOR EQUIPMENT INDUSTRY**
- **COMMERCE AND DEFENSE ESTABLISH TASK FORCE TO IMPLEMENT**
- **LIMIT TO FIRMS HAVING BENEFICIAL OWNERSHIP IN US**

FIGURE 74.

The principal and most crucial recommendation of the Task Force is that an Institute be established by a consortium of U.S. firms, somewhat along the lines already practiced in Japan, to jointly advance the state-of-the-art in generic semiconductor manufacturing technology. An appropriate objective would be the development of the manufacturing technology needed for the 64 megabit DRAM. The Institute would be staffed with a highly selective permanent staff augmented by key personnel from the participating organizations. The purpose of the latter would be to assist in the technology transfer process. Representatives of academia would have access to the facilities subject to approval by the Institute's Board of Governors and equipment manufacturers would be able to use it for prototyping new products. Such a consortium would be capitalized by its industrial members and the Department of Defense would provide continued annual contract support in the amount of about \$200M per year in exchange for access to the technology generated and a portion of the product output. It may prove desirable for the Department of Defense to augment the above capitalization in order to provide a dedicated flexible manufacturing line purely for defense purposes. The cost of this latter facility would be approximately an additional \$100 million.

## **Recommendation No. 2**

### **UNIVERSITY RESEARCH**

- **FUND EIGHT UNIVERSITY CENTERS OF EXCELLENCE (\$50M/YEAR TOTAL)**
  - **ELECTRONIC MATERIALS**
  - **ELECTRON DEVICES**
  - **RADIATION HARDENING**
  - **MANUFACTURING TECHNOLOGIES**
  - **PACKAGING TECHNIQUES**
  - **TESTING TECHNOLOGY**
  - **DESIGN TECHNOLOGY**
  - **ETC.**
- **MANAGE THROUGH DARPA OR USDRE VHSIC OFFICE**
- **FOCUS ON MANUFACTURING-RELATED SCIENCE AND EDUCATION OF HIGHLY QUALIFIED STUDENTS**

FIGURE 75.

A relatively modest investment in Centers of Excellence at perhaps eight universities will have major payoff in terms of assuring the competitiveness of the United States in critical advanced semiconductor technologies.

## Recommendation No. 3

### ENHANCE TECHNOLOGY BASE

- DOUBLE D&D SEMICONDUCTOR TECHNOLOGY EFFORT IN 4 YEARS (ADD \$80M FIRST YEAR-GROW TO \$250M ADD-ON IN FOURTH YEAR)
- IF NECESSARY, DRAW DOWN REMAINING TECHNOLOGY BASE TO SUPPORT ABOVE (8% REDUCTION)
- FUND TECHNOLOGY EFFORTS IN INDUSTRY, UNIVERSITIES AND GOVERNMENT LABORATORIES

FIGURE 76.

If the U.S. is to have the benefit of the latest developments in semiconductor devices for national defense, it will be necessary for the Department of Defense to carry a larger share of the financial burden in terms of advancing the underpinning technology. A doubling of the Department's expenditures for this purpose during the next four years appears both warranted and feasible. Even if no additional funds were to become available during this period with which to support the overall defense technology base, a shift into semiconductor research and technology development of about eight percent of the currently available funds in this category would enable the above-mentioned doubling in support. Although there are good economic reasons on behalf of the nation's economy as a whole to make further investments in a strong semiconductor industry, the recommended spending is justified purely on a military basis.

## Recommendation No. 4

### INDUSTRY RESEARCH & DEVELOPMENT

- ◉ PROVIDE FUNDS TO SEMICONDUCTOR INDUSTRY FOR DISCRETIONARY R&D
  - ANALOGOUS TO IR&D FOR PRIMES
  - POSSIBLY FUND WITH SAVINGS FROM REDUCTION IN DOCUMENTATION
- ◉ ESTABLISH DoD TASK FORCE TO DETERMINE PROPER FUNDING MECHANISM
- ◉ COST: \$50M PER YEAR (LESS OFFSETS)

FIGURE 77.

The U.S. merchant semiconductor producers who seek to satisfy defense requirements have no direct access to funds such as Independent Research and Development which is life-sustaining to the technology produced by the Defense Department's prime contractors. The DoD should establish a mechanism to provide funds to the merchant semiconductor producers who supply defense needs in order to support discretionary research and development which is related to defense.

## Recommendation No. 5

### ADVISORY GROUP

- ESTABLISH UNDER DoD A SPECIAL ADVISORY GROUP ON SEMICONDUCTOR TECHNOLOGY
- ESTABLISH UNDER OSTP A SEMICONDUCTOR POLICY ADVISORY GROUP
  - INCLUDE GOVERNMENT, INDUSTRY AND ACADEMIA MEMBERS
  - PROVIDE POLICY RECOMMENDATIONS AND MONITOR PROGRESS OF SEMICONDUCTOR INITIATIVES (EDUCATION, RESEARCH, MANUFACTURING)
  - REPORT PERIODICALLY TO PRESIDENT, SECRETARY OF DEFENSE AND SECRETARY OF COMMERCE ON NATIONAL COMPETITIVENESS IN SEMICONDUCTOR DEVICES

FIGURE 78.

A group should be established by the Department of Defense to oversee the implementation of the recommendations noted herein. In addition, the Office of Science and Technology Policy should establish a semiconductor policy board to provide a forum for government, industry and academia to exchange information to assure the competitiveness of the U.S. semiconductor industry insofar as it affects both national defense and the overall health of the U.S. economy.

## **If Current Semiconductor Trends Persist**

### **• IMPLICATIONS FOR MILITARY SYSTEM DESIGNERS:**

- 1. BUY FOREIGN**
- 2. BUY SECOND BEST**

**... NO OTHER CHOICES**

### **• IMPLICATIONS FOR US ECONOMY:**

**SEMICONDUCTORS ARE THE "INDUSTRIAL RICE"  
OF THE INFORMATION AGE**

**FIGURE 79.**

In summary, if the established trend in the critically important semiconductor manufacturing technologies is allowed to persist, it appears likely that in the 1990's U.S. military system designers will be faced with a choice from but two alternatives. The first of these alternatives is to buy foreign semiconductors and accept the implications of technological and materiel dependence attendant therewith. The second is to settle for "second best" semiconductor devices and the systems they support. In terms of implications for the overall U.S. economy, semiconductors truly are "the industrial rice" of the information age and, as the information industry becomes a growing element of the world economy, it would appear critically important for the U.S. to regain and maintain a strong competitive position in this field.

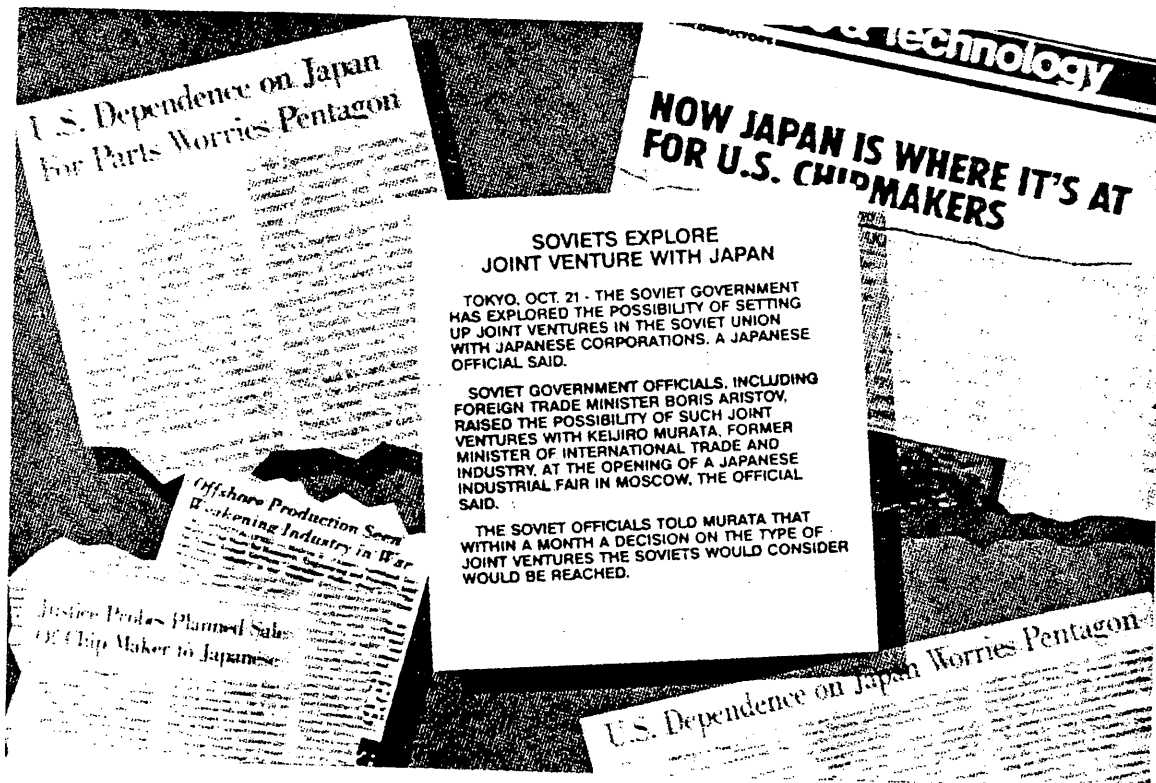


FIGURE 80.

Japan is a strong and essential ally of the United States. Nonetheless, its economic interests occasionally differ from those of the U.S. ... much as the interests of the U.S. have on occasion differed with respect to those of our European allies. Because of this, it would appear unwise for the U.S., a nation with worldwide interests and obligations, to accept any policy which entails sole source dependence upon foreign countries for critical military hardware or technology.



**SUPPLEMENTAL BRIEFING CHARTS**

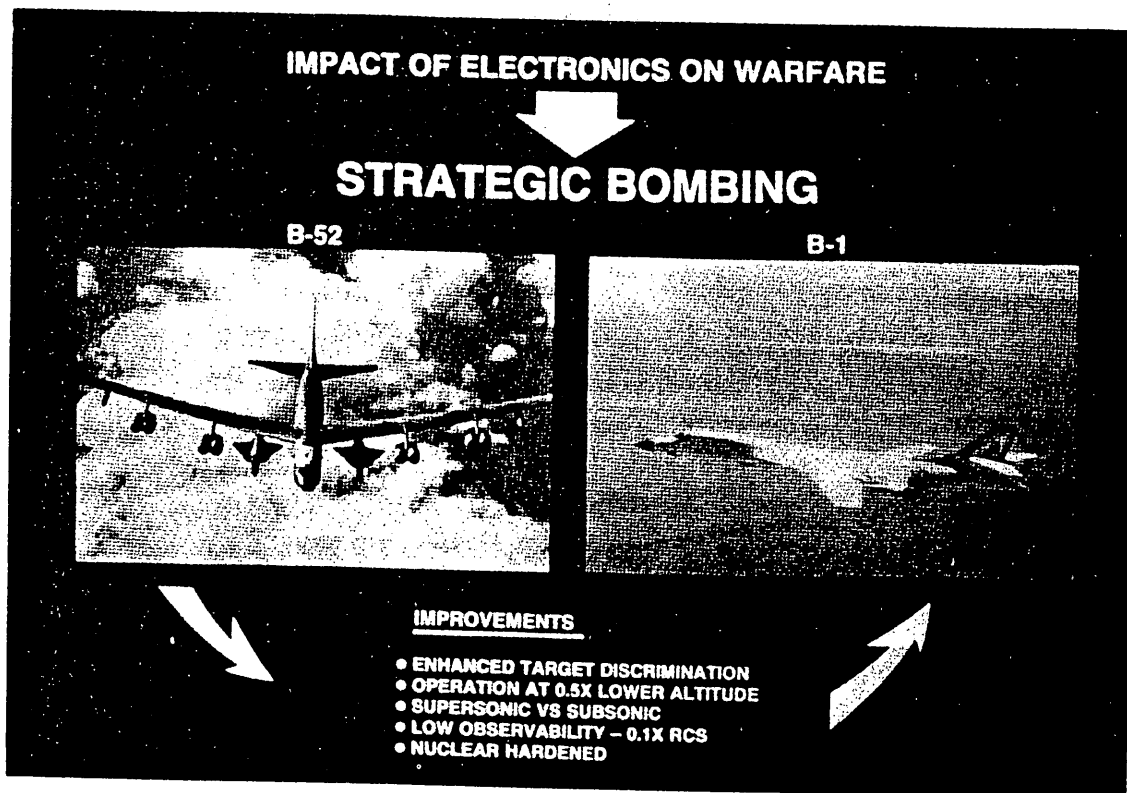


FIGURE A.

Modern bomb/navigation systems permit precision location of aircraft and target position as well as supporting flight at extremely low altitudes. These capabilities have been achievable in substantial part through advancements in solid state electronic technology.




FIGURE B.

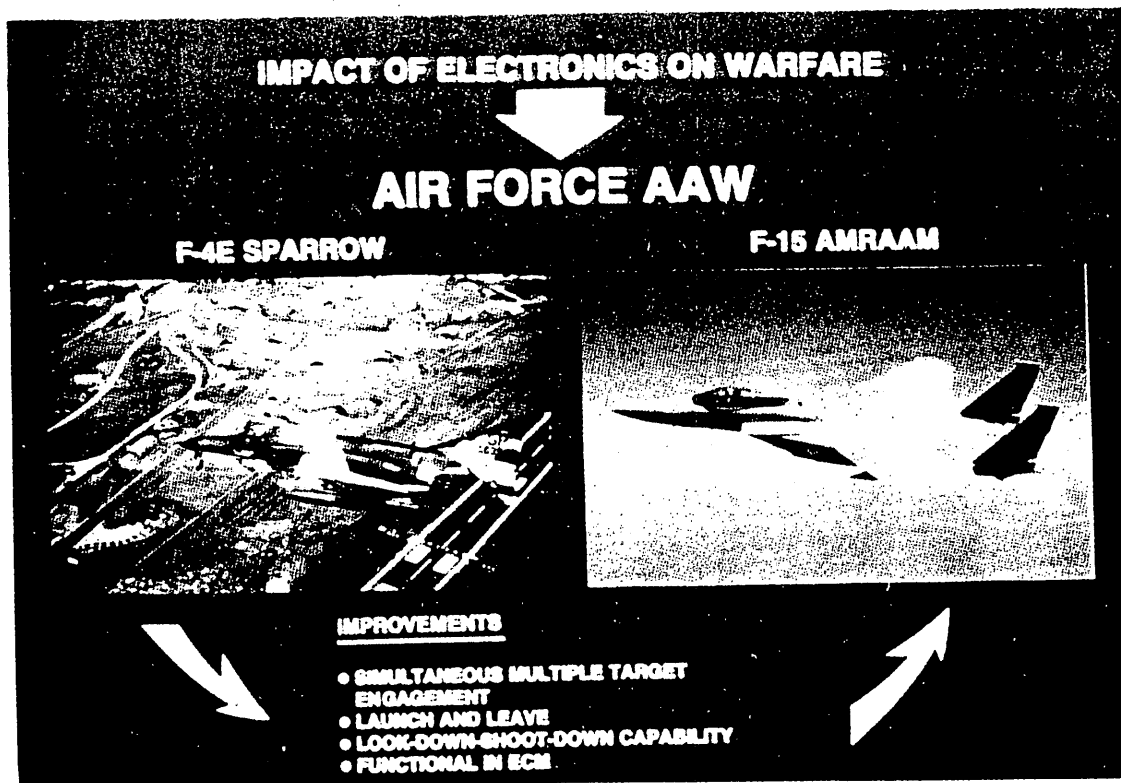


FIGURE C.

Modern tactical aircraft provide the capability to engage several highly maneuvering aerial targets simultaneously in a severe electronic countermeasures environment and to do so even against very low flying threats.

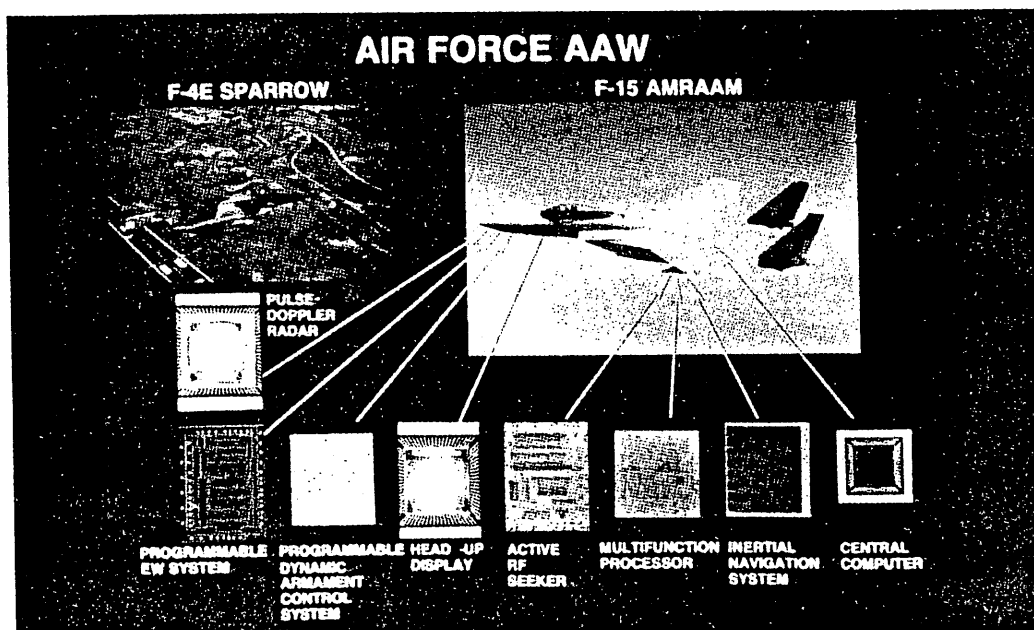


FIGURE D.

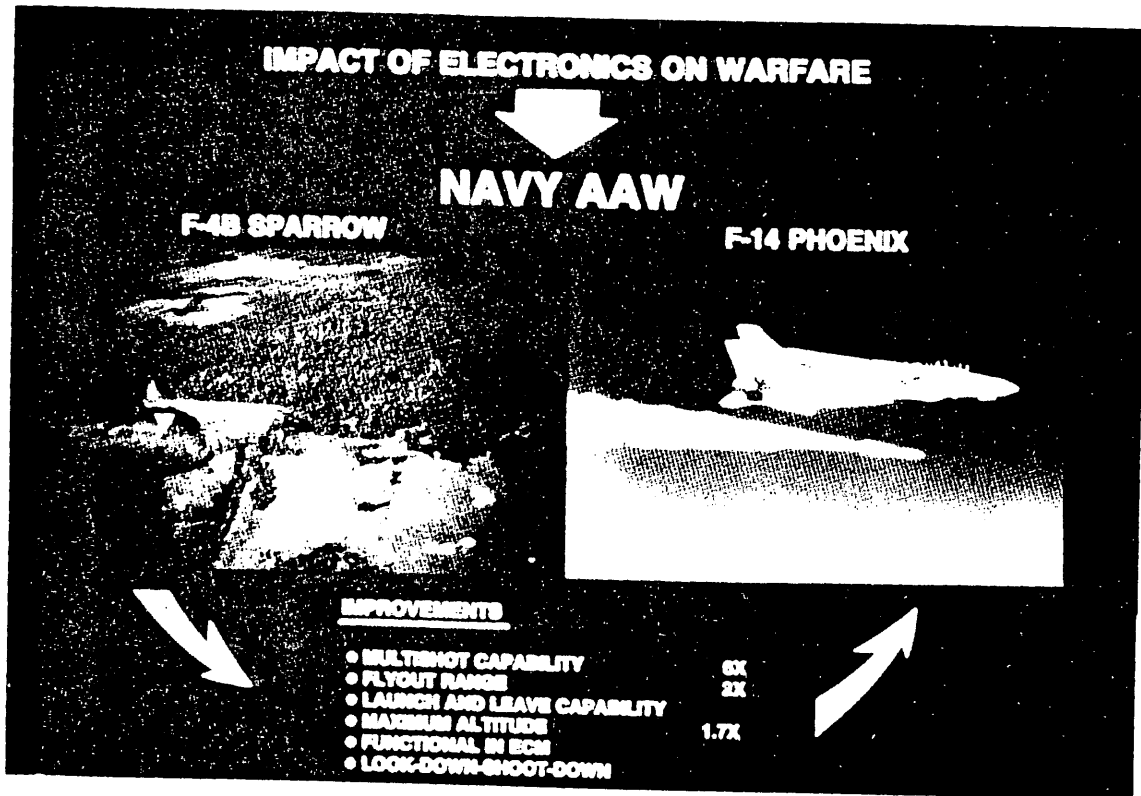


FIGURE E.

Modern air-to-air missiles and airborne fire control radars developed for Navy anti-air warfare missions provide the capability to engage six targets simultaneously at extended ranges at all threat altitudes and in an intense electronic warfare environment.

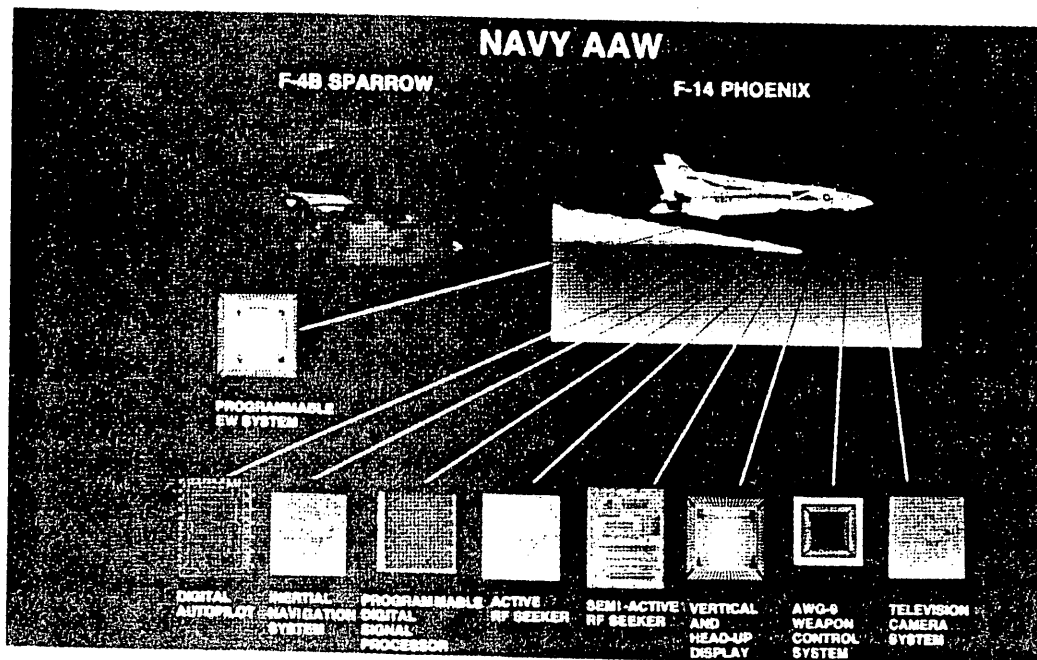


FIGURE F.

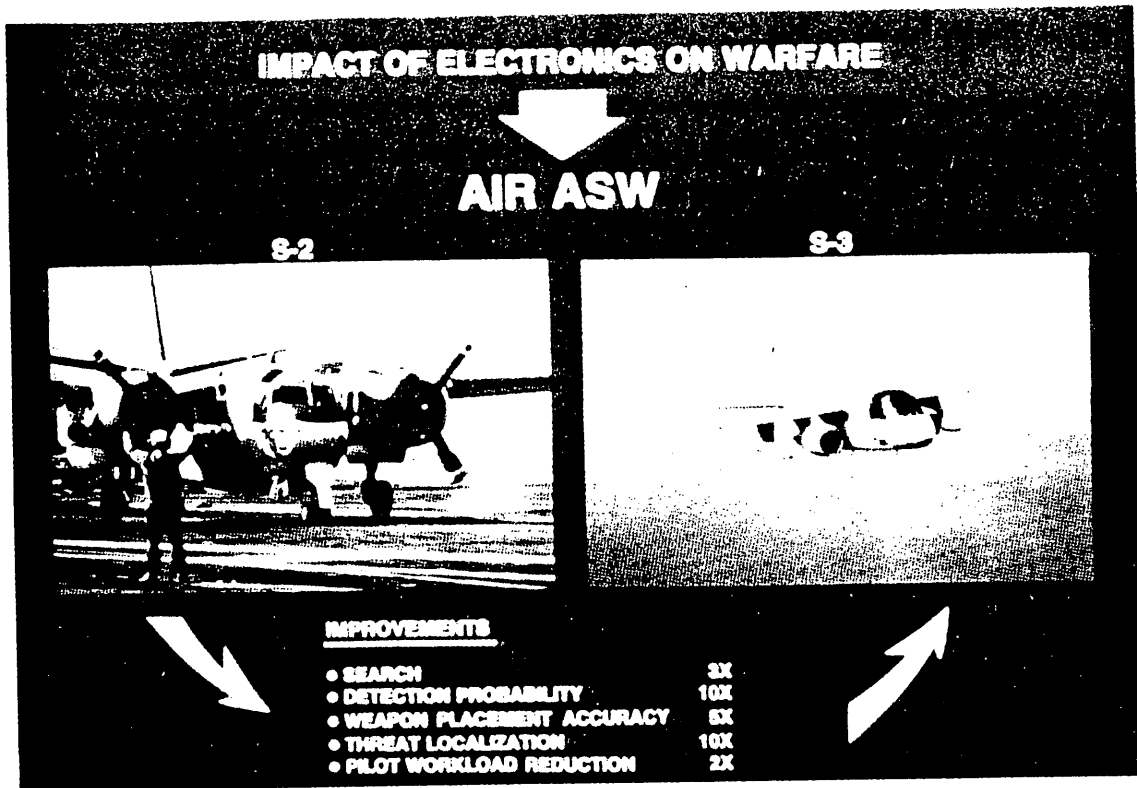


FIGURE G.

Anti-submarine forces have achieved major advancements during the past decade in such areas as search volume, detection probability and weapon placement accuracy.




FIGURE H.

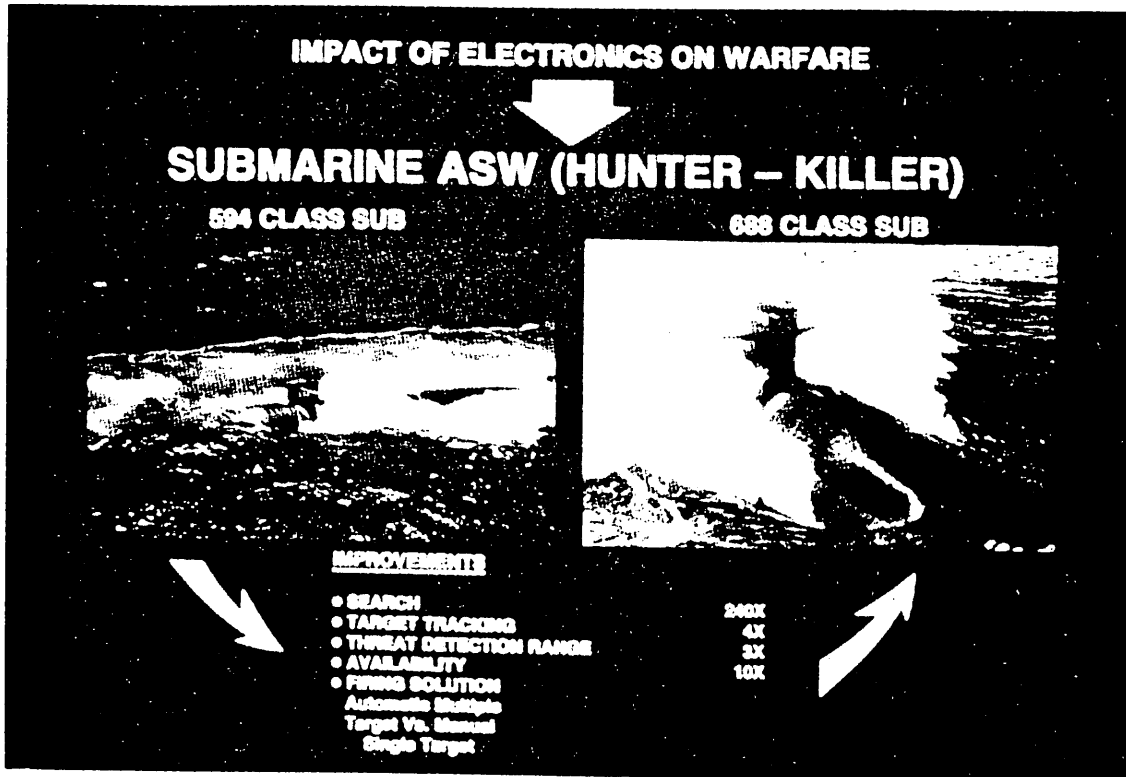


FIGURE I.

Significant advances have been made in submarine operations in recent years with the advent of modern search and tracking systems, including information processing systems, as well as advanced torpedo technology.

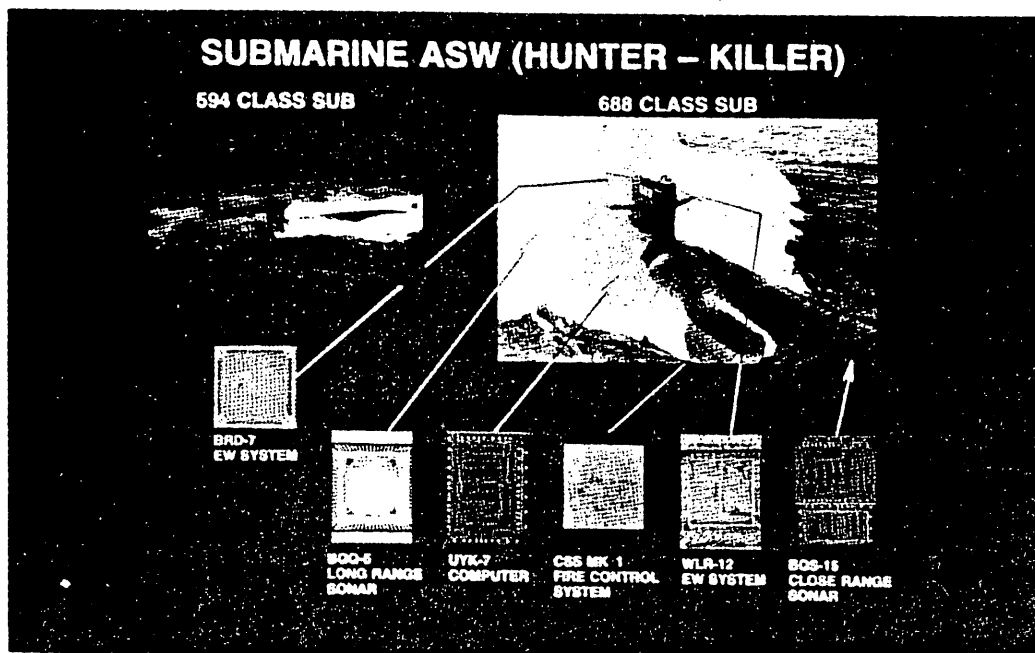


FIGURE J.

**SECTION III.**  
**TERMS OF REFERENCE**



THE UNDER SECRETARY OF DEFENSE

WASHINGTON, DC 20301-3010

RESEARCH AND  
ENGINEERING

3 DEC 1985

MEMORANDUM FOR CHAIRMAN, DEFENSE SCIENCE BOARD

SUBJECT: DSB Task Force on Semiconductor Dependency

You are requested to organize a Defense Science Board Task Force to address the impact of possible dependency of the U.S. military on foreign sources for semiconductor devices.

To an increasing extent, semiconductor devices are being employed in U.S. military systems of virtually all types. Applications include missiles, aircraft, spacecraft, command and control systems, fire control, etc. In the past, the U.S. has possessed a burgeoning domestic semiconductor industry to serve as a source of these critical components for military systems. Recent events in the semiconductor industry, however, caused in part by increasing foreign competition, appear to threaten the long-term viability of major segments of the U.S. industrial base in this area. Whether the domestic semiconductor industry can (and should) continue to be the principal supplier of such electronics to the Department of Defense and to its systems contractors is a matter of some importance as well as uncertainty.

Accordingly, the Defense Science Board Task Force on Semiconductors is requested to conduct an assessment addressing, but not limited to, the following questions:

1. To what degree is U.S. military capability dependent upon the use of semiconductor devices insofar as systems in production or previously deployed are concerned?
2. To what extent are domestic sources currently available to supply the semiconductor devices incorporated in operational and production military systems?
3. What is the projected trend for the availability in peacetime, mobilization, and wartime of a domestic supply of semiconductor devices for military applications?
4. Is it essential that domestic fabrication sources be available for semiconductor devices to be used in U.S. military systems? Must these sources be in operation during peacetime? Is stockpiling a practicable alternative?
5. What is the projected trend for the U.S. semiconductor industry with respect to its ability to stay at the leading edge of the semiconductor device state of the art? What requirements are imposed by the demand to advance or stay abreast of the state of the art in semiconductor devices?



6. What, if any, specific actions should be undertaken to assure an adequate supply of such devices and semiconductor technology for use in defense systems?

Although the semiconductor memory market is a principle area of intended focus, the study should include whatever breadth within the semiconductor field that is deemed appropriate by the Task Force itself.

#### Administrative Approach

The Semiconductor Dependency Task Force is sponsored by Deputy Under Secretary of Defense for Research and Engineering (Research and Advanced Technology). Mr. Norman R. Augustine, Defense Science Board Member, has agreed to Chair the Task Force. The Executive Secretary will be Mr. Egbert D. Maynard and the DSB staff representative will be Colonel Donald W. Derrah, USA. It is requested that the study be initiated at the earliest possible time. In order to assure that input is received from organizations intimately involved in the day-to-day semiconductor production field, it is requested that an industrial consultation group be established to augment the Task Force itself. It is considered that the subject matter of this study does not involve "particular matters" within the meaning of Section 208 of Title 18, U.S. Code.



Donald A. Hicks

**SECTION IV.**  
**TASK FORCE MEMBERSHIP**

## TASK FORCE MEMBERSHIP

### CHAIRMAN

Mr. Norman R. Augustine  
President - Martin Marietta Corporation  
Former Chairman, Defense Science Board  
Former Undersecretary of Army  
Former President, American Institute of  
Aeronautics and Astronautics  
Chairman, NASA Space Systems and Technology  
Advisory Committee  
Member, National Academy of Engineering

### TASK FORCE MEMBERS

Dr. Erich Bloch  
Director, National Science Foundation  
Former Vice President Technical Personnel  
Development, IBM  
Former Engineering Manager, IBM Stretch  
Supercomputer  
Former Vice President, IBM Data System Division  
Former General Manager of East Fishkill  
Facility, IBM  
Member, National Academy of Engineering

Dr. Robert M. Burger  
Staff Vice President, Semiconductor Research  
Corporation  
Chief Scientist, Research Triangle Institute  
Editor and Author of Several Books on Integrated  
Circuits

Dr. Malcolm R. Currie  
President, Delco Electronics Corporation and  
Executive Vice President, Hughes Aircraft  
Company  
Member Defense Science Board  
PhD, University of California at Berkeley  
Former Vice President Research and Development,  
Beckman Instruments  
Former Undersecretary of Defense, Research and  
Engineering  
Member, National Academy of Engineering

Dr. Richard D. DeLauer  
President, Orion Group Ltd.  
Former Undersecretary of Defense, Research  
and Engineering  
Fellow of American Institute of Aeronautics &  
Astronautics  
Former Vice President, TRW  
Member National Academy of Engineering

TASK FORCE MEMBERS (continued)

Mr. J S. Kilby  
Inventory of Integrated Circuit  
Texas Instruments 1958-1970 (Semiconductor R&D)  
Chairman, Advisory Group on Electron Devices  
National Inventors Hall of Fame  
Member, National Academy of Engineering

Gen. Robert T. Marsh (Ret.)  
Consultant, Aerospace Industry  
Director, Morton Thiokol, Inc.  
Trustee, Mitre Corporation  
Advisor, Software Engineering Institute  
(Carnegie-Mellon)  
Former Commander Air Force Systems Command  
Former Commander Electronics Systems Division,  
USAF

Dr. James D. Meindl  
Vice President for Academic Affairs and  
Provost, Rensselaer Polytechnic Institute  
Former John M. Fluke Professor of E.E.,  
Stanford University  
Director, Center of Integrated Systems,  
Stanford University  
1980 (IEEE) J.J. Ebers Award for Outstanding  
Contributions to Electron Devices  
Former Director, Integrated Electronics  
Division, Electronics Command, U.S. Army  
PhD Electronic Engineering, Carnegie-Mellon  
University  
Member, National Academy of Engineering

Dr. Walter E. Morrow  
Director, Lincoln Laboratory, Massachusetts  
Institute of Technology  
Chief of Naval Operations Exec. Panel Member  
Defense Communications Agency Scientific  
Advisory Group  
USIA Voice of America Radio Engineering  
Advisory Committee  
Member, National Academy of Engineering

Mr. Lionel Olmer  
Former Undersecretary of Commerce for  
International Trade  
Former Director International Programs,  
Motorola Corp.  
Former Executive Secretary, The President's  
Foreign Intelligence Advisory Board

Mr. Larry Sumney  
President, Semiconductor Research Corporation  
Former Manager Tri-Service Charge Coupled  
Device Program  
Former Staff Specialist Electronic Devices and  
Integrated Circuit Technology, OUSDRE  
Former Director, VHSIC Program, OUSDRE  
Senior Member of IEEE

SPECIAL DSB ADVISOR

Dr. Solomon J. Buchsbaum  
Executive Vice President, Customer Systems,  
Bell Laboratories  
Former Chairman, Defense Science Board  
Chairman, White House Science Council  
Former Vice President, Sandia Laboratories  
Former Chairman, Energy Research Advisory  
Board, DOE  
Member, National Academy of Engineering

TASK FORCE ADVISORS

Mr. William Gianopulos  
Director of Manassas, Va. IBM Laboratory,  
Federal Systems Division, and Manager, IBM  
VHSIC and VHSIC Insertion Programs  
Former Director Very Large Scale Integrated  
Systems, IBM  
Former IBM Group Technical Staff, Technology  
Insertion  
Former Laboratory Director, Kingston, New York  
System Communications Division, IBM  
Former Team Manager for First IBM Design and  
Production of Large Scale Integration  
Microprocessor

Dr. George H. Heilmeyer  
Senior Vice President and Chief Technical  
Officer, Texas Instruments  
Member, Defense Science Board  
Former Director, Defense Advanced Projects  
Agency  
PhD, Solid State Electronics, Princeton  
University  
IEEE David Sarnoff Award (Electronics)  
IEEE Philips Award (R&D Management)  
1986 IEEE Founders Medal (Outstanding  
Leadership in Semiconductor R&D)  
Member, National Academy of Engineering

Dr. William G. Howard  
Senior Vice President and Director of Research  
and Development, Motorola, Inc.  
Former Assistant Professor of Electrical  
Engineering and Computer Sciences, University  
of California, Berkeley  
Chairman, Working Group B of DOD Advisory Group  
on Electronic Devices  
Former Chairman, Department of Commerce Semi-  
conductor and Technology Advisory Committee  
Member, National Academy of Engineering

TASK FORCE ADVISORS (continued)

Adm. Bobby R. Inman (Ret.)      President and Chief Executive Officer, MCC Corporation  
Member, Defense Science Board  
Former Deputy Director, Central Intelligence Agency  
Former Director, National Security Agency  
Former Vice Director (Plans, Operations, and Support), Defense Intelligence Agency

Dr. Robert N. Noyce              Vice Chairman of the Board, Intel Corporation  
BS in Science, Grinnell College, Ohio  
PhD, Massachusetts Institute of Technology  
Recipient of the National Medal of Science  
Member, National Academy of Engineering

Mr. Michael Thompson          Executive Director, Integrated Circuit Processing Division, AT&T Bell Laboratories  
Former Director of Development Laboratories  
Engaged in Digital Transmission and Switching Systems, Image and Signal Processing

EXECUTIVE SECRETARY

Mr. E.D. Maynard, Jr.          Director, VHSIC/Electronic Devices, OUSDRE/R&AT  
Former Electronics Engineer Program Manager, Naval Oceanographic Systems Center  
Former Electronics Engineer, Naval Electronic Laboratory Center  
Former Supervisory Electronics Engineer, U.S. Air Force Avionics Laboratory  
Former Electronics Engineer to Research and Development Electronics Exploration Group, Wright Patterson Air Force Base

DSB STAFF REPRESENTATIVE

Col. Donald R. Fang              Army Military Assistant for Defense Science Board, Office of the Secretary of Defense

DOD REPRESENTATIVES

Mr. Richard E. Donnelly  
Director, Industrial Resources, ASDA&L  
Former Staff Member, HQ, USAF for Industrial  
Research Management  
Presidential Meritorious Executive Award

Dr. Lawrence Gray  
Director, Solid State Electronics Division,  
Naval Ocean Systems Center  
Member, Joint Logistics Commander's Joint  
Technical Working Group on Microcircuit  
Obsolescence  
Member, Navy Microcircuit Obsolescence  
Management Committee  
Former Director, Navy Microelectronics  
Laboratory

Dr. William T. Marquitz  
Director, National Intelligence Systems,  
OASD/C<sup>3</sup>I  
Former Special Assistant, Office of  
Development and Engineering, DD/S&T,  
Central Intelligence Agency, Microelec-  
tronics and Electro-Optics Systems and  
Components  
Former Program Manager, Information Processing  
Techniques Office, DARPA, Optical Disk  
Recorder, CCD Signal Processors  
PhD, Electrical Engineering, Michigan State  
University

Lt. Gen. Emmett Paige  
Commander, U.S. Army Information Systems  
Command  
Former Commander U.S. Army Electronics Research  
and Development Command  
Former Commander of U.S. Army Communications,  
Research and Development Command

Mr. David S. Tarbell  
Director of International Economics and Energy  
Affairs, OASD/ISA  
Former Staff Assistant, National Security  
Council  
Masters Degree, Wharton, University of  
Pennsylvania

Dr. Robert W. Thomas  
Chief, Product Evaluation Branch, Rome Air  
Development Center  
Former Program Manager, Rome Air Development  
Center  
PhD, Solid State Science, Syracuse University

DOD REPRESENTATIVES (continued)

Dr. Clarence G. Thornton      Director, United States Army Electronic and  
Technical Devices Laboratory  
Former Chief, Semiconductor Devices Division  
(ETDL)  
Former Director, Research and Engineering,  
Philco Ford  
IEEE Fellow

Mr. Edmund J. Westcott      Technical Director, Deputy Chief of Staff for  
Product Assurance and Acquisition Logistics  
Systems Command, USAF  
Former Technical Director Reliability and  
Compatibility Division, Rome Air Development  
Center  
MSEE, Drexel University

TECHNICAL SUPPORT

Mr. Harold E. Bertrand      Senior Consultant, Science and Technology Div.,  
Institute for Defense Analyses  
President, Potomac Consulting Group, Inc.  
Former Vice President, J. Watson NOAH, Inc.  
Former Research Fellow, Logistics Management  
Institute  
Former Associate Director, SRI

Dr. Jeffrey Frey      Professor of Electrical Engineering, Cornell  
University  
Former Visiting Professor, University of Tokyo  
Consultant to General Electric/Japan  
Former Manager, Device Physics and Advance  
Lithography, Signetics Corp.  
Former Director, Semiconductor Research Corp.,  
Center of Excellence in Microstructures

Dr. Richard H. Van Atta      Director, Technology Security Policy, Science  
and Technology Division, Institute for  
Defense Analyses  
Former Program Manager, C<sup>3</sup>I Programs, BETAC  
Corporation  
Former Project Manager, Defense Studies,  
MATHTECH, Inc.  
Former Assistant Professor, School of  
International Service, The American  
University



FOR OFFICIAL USE ONLY

1980

Report of the DSB Task Force on Soviet Ballistic Missile Defense:  
Final Report, (A. Flax), January 1980, Top Secret-RD-NOFORN.

Report of the DSB Task Force on Monopulse Countermeasures,  
(J. Shea), February 1980, Secret.

Report of the DSB 1979 Summer Study on Reducing the Unit Cost of  
Equipment, (W. Hawkins), March 1980, Unclassified. (DTIC  
#ADA 133029)

Report of the DSB 1979 Summer Study on the Comprehensive Test  
Ban, (D. Bobrow), May 1980, Secret-Restricted Data.

Report of the DSB Task Force on M-X, (G. Kent), May 1980, Secret.

Report of the DSB Task Force on Particle Beam Technology,  
(Franken), May 1980, Secret.

Briefing Report of the DSB 1980 Summer Study, 15 September 1980,  
Secret.

Report of the DSB Task Force on Cruise Missile, (J. Drake),  
September 1980, Secret.

Report of the DSB Task Force on EMP Hardening of Aircraft,  
(H. Smith), November 1980, Secret.

*Put in  
RR  
AC 91-F-0167  
DSIS RPTS FROM  
1980-1993*

FOR OFFICIAL USE ONLY

FOR OFFICIAL USE ONLY

1981

DSB Summary of Major Recommendations: 1978-1980, January 1981, Secret. (DTIC #ADC 956405)

Report of the DSB 1980 Summer Study on Chemical Warfare, (J. Deutch), January 1981, Secret-NOFORN. (DTIC #ADC 952264)

Report of the DSB 1980 Summer Study on Industrial Responsiveness, (R. Fuhrman), January 1981, Unclassified. (DTIC #ADA 101615)

Report of the DSB Task Force on Anti-Tactical Missiles, Phase I, (R. Wagner), February 1981, Secret. (DTIC #ADC 043558)

Report of the DSB Task Force on Review of the DoD Space-Based Laser Weapon Study, (J. Foster), 1 May 1981, Secret. (DTIC #ADC 043559)

Report of the DSB 1980 Summer Study on Space Applications, (M. May), May 1981, Secret. (DTIC #ADC 034283)

Briefing Report on the DSB 1981 Summer Study, 2-14 August 1981, Secret/NOFORN.

Report of the DSB Task Force on Water Support to U.S. Forces in an Arid Environment, (R. Leopold), October 1981, Secret/NOFORN.

Report of the DSB Task Force on Standoff Target Acquisition System (SOTAS), (C. Fowler), October 1981, Confidential. (DTIC #ADC 043541)

Report of the DSB 1981 Summer Study on Strategic Defense (Volume I and II), (T. Reed), October 1981, Secret.  
(DTIC #ADC 031260, Volume I)  
(DTIC #ADC 032726, Volume II)

Report of the DSB 1981 Summer Study on Technology Base, (G. Heilmeyer), November 1981, Secret and Unclassified Versions.  
(Secret--DTIC #ADC 027500)  
(Unclas--DTIC #ADB 064056)

Report of the DSB Task Force on Monopulse Countermeasures, (J. Shea), Final Report, December 1981, Secret.

FOR OFFICIAL USE ONLY

FOR OFFICIAL USE ONLY

1982

Report of the DSB Task Force on University Responsiveness to National Security Requirements, (I. Bennett), January 1982, Unclassified. (DTIC #ADA 112070)

Report of the DSB Task Force on Very High Speed Integrated Circuits (VHSIC) Program, (W. Perry), 17 February 1982, Unclassified. (DTIC #ADA 117238)

Review of the DSB Task Force on Defense Nuclear Agency Technology Base Program, (J. Deutch), March 1982, Unclassified. (DTIC #ADA 199796)

Report of the DSB Task Force on Forward Area Laser Weapons, (A. Flax), March 1982, Secret-NOFORN. (DTIC #ADC 031637)

Report of the DSB 1981 Summer Study on Operational Readiness with High Performance Systems, (W. DePuy), April 1982, Unclassified. (DTIC #ADA 120223)

Report of the DSB Task Force on Structural Hardening of the B-52, (H. Smith), June 1982, Secret. (DTIC #ADC 043562)

Final Report of the DSB Task Force on Technology for U.S. Rapid Deployment Forces, (L. Sullivan), 2 July 1982, Secret. (DTIC #ADC 031649)

Briefing Report of the DSB 1982 Summer Study on New Weapons Concepts, (G. Heilmeyer), 26 July - 6 August 1982, Confidential. (DTIC #ADC 043535)

Briefing Report of the DSB 1982 Summer Study on Training and Training Technology, (I. Kidd), 26 July-6 August 1982, Unclassified. (DTIC #ADB 096094).

DSB Annual Summary of Major Recommendations from Studies Published in 1981, October 1982, Secret-NOFORN. (DTIC #ADC 956144)

Report of the DSB Task Force on Mapping, Charting and Geodesy, (I. Sutherland), October 1982, Unclassified. (DTIC #ADA 199738)

Report of the DSB Task Force on Contractor Field Support During Crises, (M. Currie), October 1982, Unclassified. (DTIC #ADA 129747)

Report of the DSB Task Force on Electronic Warfare, (E. Fubini), October 1982, Secret. (DTIC #ADC 031193)

Report of the DSB Task Force on Embedded Computer Resources (ECR) Acquisition and Management Final Report, (Crowley), November 1982, Unclassified. (DTIC #ADA 125519).

Report of the DSB 1982 Summer Study on New Weapons Concepts,

FOR OFFICIAL USE ONLY

**FOR OFFICIAL USE ONLY**

(G. Heilmeier), November 1982, Secret. (DTIC #ADC 030727)

Report of the DSB 1982 Summer Study on Training and Training Technology, (I. Kidd), November 1982, Unclassified. (DTIC #ADA 127596) (Working Papers of the 4 Subpanels--#ADA 130210.)

Report of the DSB Task Force on M-X Closely Spaced Basing, (C. Townes), December 1982, Secret. (DTIC #ADC 043564)

Report of the DSB Task Force on AUTODIN II, (S. Stevens), December 1982, Unclassified. (DTIC #ADA 127476)

**FOR OFFICIAL USE ONLY**

FOR OFFICIAL USE ONLY

1983

Report of the DSB Task Force on Continuous Patrol Aircraft (CPA), (J. Fletcher), February 1983, Secret. (DTIC #ADC 043560)

Report of the DSB Task Force on Application of High Technology for Ground Operations: Final Report, (E. Fubini), February 1983, Unclassified. (DTIC #ADA 127449)

DSB Annual Summary of Major Recommendations from Studies Published in 1982, May 1983, Secret. (DTIC #ADC 043561)

Report of the DSB Task Force on Command Support (Tactical Deception in Air-Land Warfare), (C. Fowler), (OASD/C3I), June 1983, Secret. (DTIC #ADC 033351)

Report of the DSB Task Force on Industry-to-Industry International Armaments Cooperation: Phase I - NATO Europe, (M. Currie), June 1983, Unclassified. (DTIC #ADA 134131)

Report of the DSB Task Force on Autorecognition, (H. Lewis), June 1983, For Official Use Only/LIMITED. (DTIC #ADB 079739)

Report of the DSB Task Force on Anti-Tactical Missiles, Phase II, (R. Easley), July 1983, Secret. (DTIC #ADC 035571)

Briefing Report of the DSB Summer 1983 Study on Joint Service Acquisition Programs, (I. Kidd/R. Fuhrman), 1-12 August 1983, Unclassified. (DTIC #ADA 199739)

Briefing Report of the DSB 1983 Summer Study on Conventional Munitions and the Nuclear Threshold, (N. Friedmann), 1-12 August 1983, Secret. (DTIC #ADC 043556)

Briefing Report of the DSB 1983 Summer Study on NATO TacAir Ground Survivability, (L. Sullivan), 1-12 August 1983, Secret.

Report of the DSB Task Force on Transition of Weapons Systems from Development to Production, (W. Willoughby), August 1983, Unclassified. (DTIC #ADA 135049)

Report of the DSB Task Force on Reconnaissance Regimes, (R. Everett), August 1983, Secret. (DTIC #ADC 033353)

Report of the DSB 1983 Summer Study on NATO TACAIR Ground Survivability, (L. Sullivan), December 1983, Secret. (DTIC #ADC 034576)

FOR OFFICIAL USE ONLY

FOR OFFICIAL USE ONLY

1984

Report of the DSB 1983 Summer Study on Conventional Munitions and the Nuclear Threshold, (N. Friedmann), January 1984, Secret. (DTIC #ADC 035296)

Report of the DSB 1983 Summer Study on Joint Service Acquisition Programs, (I. Kidd/R. Fuhrman), February 1984, Unclassified. (DTIC #ADA 141417)

DSB Annual Summary of Major Recommendations from Studies Published in 1983, May 1984, Secret. (DTIC #ADC 043563)

Report of the DSB Task Force on Industry-to-Industry International Armaments Cooperation: Phase II - Japan, (M. Currie), June 1984, Unclassified. (DTIC #ADA 145095)

Report of the DSB 1984 Summer Study on Space-Based Radar and Infrared Detection, (D. Fink), September 1984, Secret. (DTIC #ADC 036079)

Briefing Report of the DSB 1984 Summer Study, 23 July-3 August 1984, Secret. (DTIC #ADC 043557)

Report to the DSB Task Force on Long Endurance Aircraft, (J. Fletcher), November 1984, Secret. (DTIC #ADC 036453)

Final Report of the DSB 1984 Summer Study on Improved Defense Through Equipment Upgrades: The U.S. and Its Security Partners, (D. Rice), November 1984, Unclassified. (DTIC #ADA 151862)

Report of the DSB Task Force on Fire Support for Amphibious Warfare, (W. Anders/J. Braddock), December 1984, Secret. (DTIC #ADC 036251)

Report of the DSB Task Force on Military Applications of New-Generation Computing Technologies, (J. Lederberg), December 1984, Unclassified. (DTIC #ADA 152154)

FOR OFFICIAL USE ONLY

FOR OFFICIAL USE ONLY

1985

Report of the DSB Task Force on Urban Warfare, (D. Hicks), (ODUSDRE/TWP), January 1985, Secret. (DTIC #ADC 036685)

DSB Annual Summary of Major Recommendations from Reports Published in 1984, May 1985, Secret. (DTIC #ADC 043555)

Report of the DSB Task Force on "Journal of Defense Research (JDR)," (H. Rosenbaum), June 1985, Unclassified. (DTIC #ADA 199457)

Briefing Report of the DSB 1985 Summer Study, 29 July-9 August 1985, Secret. (DTIC #ADC 037712)

Final Report of the DSB Task Force on Defense Data Network, (S. Stevens), 30 August 1985, Unclassified. (DTIC #ADA 162888)

Report of the DSB Task Force on Chemical Warfare/Biological Defense, (J. Deutch), September 1985, Secret. (DTIC #ADC 037893)

Report of the DSB 1985 Summer Study on Armor Anti-Armor Competition, (D. Starry), October 1985, Secret/NO FORN. (DTIC #ADC 953547) -- NO COPIES AVAILABLE

Report of the DSB Task Force on Improving the Acquisition Management Process for Conventional Munitions, Focusing on Ground Attack Munitions, (L. Sullivan), November 1985, Secret. (DTIC #ADC 037912)

Report of the DSB 1985 Summer Study on Tactical Directed Energy Weapons, (R. Parker), November 1985, Secret/FRD. (DTIC #ADC 038341)

Report of the DSB Task Force on On-Site Inspection Technologies, (H. Rowen), (ODUSDRE/S&TNF), December 1985, Secret/NOFORN. (DTIC #ADC 954542)

FOR OFFICIAL USE ONLY

FOR OFFICIAL USE ONLY

1986

Report of the DSB 1985 Summer Study on Practical Functional Performance Requirements, (R. Fuhrman), March 1986, Unclassified. (DTIC #ADA 170961)

Report of the DSB Task Force on Small Intercontinental Ballistic Missile Modernization, (J. Deutch), March 1986, Unclassified. (DTIC #ADA 173675)

Report of the DSB Task Force on Conflict Environment: Implications of Third World Urban Involvement, (D. Bobrow), May 1986, Unclassified. (DTIC #ADA 171677)

Report of the DSB Task Force on Defense Nuclear Agency Management, (G. Johnson), June 1986, Unclassified. (DTIC #ADA 171578)

Briefing Report of the DSB 1986 Summer Study on Use of Commercial Components in Military Equipment, (W. Perry/J. Burnett), July 20-August 1, 1986, Unclassified.

Briefing Report of the DSB 1986 Summer Study on Mine/Countermine Warfare, (G. Heilmeier), July 20-August 1, 1986, Confidential. (DTIC #ADC 039876)

Report of the DSB Task Force on LHX Requirements, (R. Everett), August 1986, Unclassified. (DTIC #ADA 173696)

Report of the DSB Task Force on Soviet Imprecisely Located Targets for Strategic Systems, (R. Duffy), September 1986, Secret/NOFORN.

Report of the DSB Task Force on Airborne Reconnaissance, SAR.

FOR OFFICIAL USE ONLY



FOR OFFICIAL USE ONLY

1987

Report of the DSB 1986 Summer Study on Use of Commercial Components in Military Equipment, (J. Burnett/W. Perry), (ASD-A&L and USDRE), January 1987, Unclassified. (DTIC #ADA 180338)

Report of the DSB Task Force on Defense Semiconductor Dependency, (N. Augustine, (ODUSDRE/T&AT), February 1987, Unclassified. (DTIC #ADA 178284) (NTIS #PB87 164562/AS)

Report of the DSB 1986 Summer Study on Mine/Countermine Warfare, (G. Heilmeyer, (ODUSDRE/TWP), February 1987, Secret. (DTIC #ADC 040644)

Report of the DSB Task Force on Special Operations Forces Research and Development, (E. Frieman), (CJCS), February 1987, Secret. (DTIC #ADC 041316)

Report of the DSB Task Force on Electronic Combat, (V. Cook), (USDRE & ASD(C3I)), February 1987, Secret, NOFORN.  
Volume I -- Executive Summary (DTIC #ADC 954692)  
Volume II -- Technical Report (DTIC #ADC 954693)

Report of the DSB Task Force on Follow-on Forces Attack, (E. Fubini), (CJCS & USDRE), March 1987, Secret. (DTIC #ADC 040727)

Report of the DSB Task Force on Command and Control Management, (S. Buchsbaum), (USDRE and ASD/C3I), July 1987, Unclassified. (DTIC #ADA 188811)

Report of the DSB 1986 Summer Study on Defense of US Forces in NATO, (P. Shutler), (DUSD/TWP), July 1987, Secret. (DTIC #ADC 043550)

Briefing Report of the DSB 1987 Summer Study on Technology Base Management, (J. Deutch), (USD/A), August 1987, Unclassified. (DTIC #ADA 188560)

Briefing Report of the DSB 1987 Summer Study on Non-Nuclear Strategic Capabilities, (R. Wertheim) (DUSD/S&TNF), September 1987, Secret. (DTIC # ADC 042250)

Report of the DSB Task Force on Military Software, (F. Brooks), (ASD/D&S), September 1987, Unclassified. (DTIC #ADA 188561)

Report of the DSB 1987 Summer Study on Detection and Neutralization of Illegal Drugs and Terrorist Devices, (L. Sullivan), (DUSD/TWP), October 1987, Secret. (DTIC #ADC 042256)

Report of the DSB Task Force Security Subgroup on Technology Surprise, (E. Frieman), November 1987, Secret SAR. (Original Only)

Report of the DSB 1987 Summer Study on Technology Base

FOR OFFICIAL USE ONLY

**FOR OFFICIAL USE ONLY**

**Management**, (J. Deutch), (USD/A), December 1987, Unclassified.  
(DTIC #ADA 196469)

Report of the DSB 1987 Summer Study on **Non-Nuclear Strategic Capabilities**, (R. Wertheim), (OUSD/S&TNF), December 1987, Secret.  
(DTIC #ADC 043546)

Report of the DSB Task Force on **Pacific Command (PACOM) Air Defense**, (M. Miller), (CJCS), December 1987, Secret NOFORN.  
(DTIC #ADC 955900)

**FOR OFFICIAL USE ONLY**

FOR OFFICIAL USE ONLY

1988

Phase I Report of the DSB Task Force on Technological and Operational Surprise, (K. Kresa), (USD/R&E), January 1988, Secret. (DTIC #ADC 043732)

Report of the DSB Task Force on Strategic Air Defense R&D, (M. May), (DUSD/S&TNF), April 1988, Secret. (DTIC #ADC 043136)

Report of the DSB Task Force to Review Strategic Arms Reduction Treaty (START) Verification Procedures, (B. Inman), (DSUD/S&TNF), May 1988, Secret. (DTIC #ADC 043520)

Report of the DSB Task Force on Computer Applications to Training and Wargaming, (A. Jones), (CJCS), May 1988, Unclassified. (DTIC #ADA 199456)

DSB Findings and Recommendations for Reports Published from 1985 to 1987, May 1988, Secret. (DTIC #ADC 043547)

Report of the DSB Task Force Subgroup on Strategic Air Defense (SDI Milestone Panel), (R. Everett), (DUSD/S&TNF), May 1988, Unclassified. (DTIC #ADA 200164)

Report of the DSB Revisit of Tactical Directed Energy Weapons, (R. Fuhrman), May 1988, Secret.

Report of the DSB Task Force on Special Systems Subgroup on PACOM Air Defense, (V. Reis), (DUSD/TWP), June 1988, Secret SAR. (Original Only)

Briefing Report of the DSB 1988 Summer Study on Assured Military Use of Space, (R. Hermann), (DUSD/S&TNF), July 1988, Secret. (DTIC #ADC 043798)

Briefing Report of the DSB 1988 Summer Study on Countering Soviet Fire Support Systems, (D. Heebner), (DUSD/TWP), July 1988, Secret. (DTIC #ADC 043551)

Report of the DSB Task Force on National Aerospace Plane (NASP), (J. Shea), (ASD/R&T and DARPA), September 1988, Unclassified. (DTIC # ADA 201124)

Report of the DSB Task Force on Military System Applications of Superconductors, (W. Morrow), (DARPA & DUSD/R&AT), October 1988, Unclassified. (DTIC #ADA 201125)

Final Report of the DSB 1988 Summer Study on Defense Industrial and Technology Base, Volume I, (R. Fuhrman), (USD/A), October 1988, Unclassified. (DTIC #ADA 202469)

Report of the DSB Task Force to Study the Defense Mapping Agency, (J. Burnett), (ASD/C3I), October 1988, Secret. (DTIC #ADC 043733)

FOR OFFICIAL USE ONLY

**FOR OFFICIAL USE ONLY**

Final Report of the DSB 1988 Summer Study on Countering Soviet Fire Support Systems, (D. Heebner), (DUSD/TWP), November 1988, Secret. (DTIC #ADC 043818)

Report of the DSB Task Force on Image Recognition Systems, (H. Lewis), (DUSD/R&AT), December 1988, Unclassified. (DTIC # ADB 132930)

Final Report of the DSB 1988 Summer Study on Defense Industrial and Technology Base, Volume II, (R. Fuhrman), (USD/A), December 1988, Unclassified. (DTIC #ADA 212698)

**FOR OFFICIAL USE ONLY**

FOR OFFICIAL USE ONLY

1989

Final Report of the DSB 1988 Summer Study on Assured Military Use of Space, (R. Hermann), (DUSD/S&TNF), January 1989, Secret.  
(DTIC #ADC \_\_\_\_\_)

Report of the DSB Task Force on Review of the Strategic Force Modernization Program, March 1989, Secret FRD.

Report of the DSB Task Force on Use of Commercial Components in Military Equipment, (J. Burnett/W. Perry), (ASD/R&T), June 1989, Unclassified. (DTIC #ADA 274729)

Report of the DSB Task Force on Defense Industrial Cooperation with Pacific Rim Nations, (M. Currie), (DUSD/IP&T), October 1989, Unclassified. (DTIC #ADA 216021)

Report of the DSB Task Force on SDIO Brilliant Pebbles Space Based Interceptor Concept, (R. Everett), (DDDRE/S&TNF), December 1989, Unclassified-FOUO.

Report of the DSB 1989 Summer Study on Improving Test & Evaluation Effectiveness, (R. Duffy), (DDDRE/T&E), December 1989, Unclassified. (DTIC #ADA 274809)

FOR OFFICIAL USE ONLY

FOR OFFICIAL USE ONLY

1990

Report of the DSB 1989 Summer Study on National Space Launch Strategy, (J. Shea), (DDDRE/S&TNF), March 1990, Unclassified. (DTIC #ADA 274781).

Report of the DSB Task Force on Low Observable Technology, (J. Foster), (ODDDRE/TWP), March 1990, Secret SAR. (Original Only)

Report of the DSB 1989 Summer Study on Noncooperative Identification, (W. Morrow), (ASD/C3I), May 1990, Secret-Noform-Wintel. (DTIC #ADC \_\_\_\_\_)

Report of the DSB 1990 Summer Study on R&D Strategy for the 1990s, Volume I, Executive Summary, (N. Augustine), (USD/A, Dir AP&PI), October 1990, FOUO. (DTIC #ADA 275358)

Report of the DSB 1990 Summer Study on R&D Strategy for the 1990s, Volume II, Scenarios & Intelligence, (W. Perry), (ASD/C3I), November 1990, FOUO. (DTIC #ADA 274796)

Report of the DSB 1990 Summer Study on R&D Strategy for the 1990s, Volume III, Strategic Forces & Supporting C3, (R. Burnett), (DDDR&E/S&TNF), November 1990, Secret. (DTIC #ADC \_\_\_\_\_)

Report of the DSB 1990 Summer Study on R&D Strategy for the 1990s, Volume IV, Tactical Forces & Supporting C3, (C. Fowler), (DDDR&E/TWP), November 1990, Secret/NOFORN. (DTIC #ADC \_\_\_\_\_)

Report of the DSB 1990 Summer Study on R&D Strategy for the 1990s, Volume V, Technology & Technology Transfer Policy, (G. Heilmeyer), (DDDR&E/R&AT), November 1990, FOUO. (DTIC #ADA 274681)

FOR OFFICIAL USE ONLY

1991

Report of the DSB Task Force on High-Leverage Technology Support for Operation Desert Shield, (C. Fowler), (DDR&E), May 1991, Secret. (DTIC #ADC \_\_\_\_\_)

Report of the DSB Task Force on Strategic Sensors, (S. Buchsbaum), (ASD/C3I), September 1991, Secret. (DTIC #ADC \_\_\_\_\_)

Report of the DSB 1991 Summer Study on Weapon Development and Production Technology, (S. Love & R. Fuhrman), (ASD/P&L and DDR&E), November 1991, Unclassified. (DTIC #ADA 274224)

FOR OFFICIAL USE ONLY

FOR OFFICIAL USE ONLY

1992

Report of the DSB 1991 Summer Study on Defense Technology Strategies, (S. Buchsbaum & W. Morrow), (DDR&E/P&R), January 1992, Secret. (DTIC #ADC \_\_\_\_\_)

Report of the DSB 1991 Summer Study on Ballistic Missile Defense, (D. Fink & F. Hoffman), (DASD/ISP & DDDRE/TWP & DDDRE/S&TNF & Dir SDIO), February 1992, Secret. (DTIC #ADC \_\_\_\_\_)

Review of the DSB Task Force on Feasibility of Employing Pit-Reuse in the Production of Alternate Warheads for Trident II/MK-5, (D. Hicks), (ATSD/AE), February 1992, Secret. (DTIC #ADC \_\_\_\_\_)

Report of the DSB Task Force on Microelectronics Research Facilities, (W. Howard), (DDR&E), June 1992, Unclassified. (DTIC #ADA 274529)

Report of the DSB Task Force on Anti-Submarine Warfare, (E. Frieman), (USD/A), July 1992, Secret SAR. (Original Only)

Report of the DSB Task Force on the National Aero-Space Plane (NASP), (J. Shea), (DDDR&E/S&T), November 1992, Unclassified. (DTIC #ADA 274530)

Report of the DSB Task Force on Strategic Defense Initiative Countermeasures, (R. Everett), (SDIO), December 1992, Secret. (DTIC #ADC \_\_\_\_\_)



FOR OFFICIAL USE ONLY

1993

Report of the DSB 1992 Summer Study on Simulation, Readiness and Prototyping, (J. Braddock and M. Thurman), (DDR&E), January 1993, Unclassified. (DTIC #ADA 266125)

Report of the DSB Task Force on Aircraft Assessment, (J. Foster and A. Flax), (Dir, Tactical Systems, OUSD/A), February 1993, Unclassified. (DTIC #ADA 274531)

Report of the DSB Task Force on Low Observable Technology-- Subgroup on Special Operations Forces, (P. Kaminski), (ASD/SOLIC), February 1993, Secret. (DTIC #ADC \_\_\_\_\_)

Report of the DSB 1992 Summer Study on Technical Military Capabilities for Future Contingencies, (R. Parker & D. Starry), (CJCS & USD/P & DDR&E), March 1993, Secret NOFORN. (DTIC #ADC \_\_\_\_\_)

Report of the DSB 1992 Summer Study on Engineering in the Manufacturing Process, (H. Bowen and R. Longuemare), (DDR&E and ASD/P&L), March 1993, Unclassified. (DTIC #ADA 266366)

Report of the DSB Task Force on Lessons Learned During Operations Desert Shield and Desert Storm, (C. Fowler and V. Lynn), (DDR&E), March 1993, Secret. (DTIC #ADC \_\_\_\_\_)

Report of the DSB Task Force on Defense Nuclear Agency, (J. Cornwall), (Dir, S&SS, OUSD/A), April 1993, Unclassified. (DTIC #ADA 274638)

Report of the DSB Task Force on FY 1994-99 Future Years Defense Plan, (P. Odeen), (OASD/PA&E), May 1993, Unclassified. (DTIC #ADA 274507)

Report of the DSB Task Force on FY 1994-99 Future Years Defense Plan, Part II, (P. Odeen), (OASD/PA&E), May 1993, Unclassified. (DTIC #ADA 274598)

Report of the DSB Task Force on Defense Acquisition Reform, Phase I, (R. Hermann), (OUSD/A and Dir, AP&PI), July 1993, Unclassified. (DTIC #ADA 268734)

Memo Report of the DSB Task Force on Tactical Aircraft Bottom Up Review, (P. Kaminski), (USD/A), July 1993, Unclassified. (DTIC #ADA 274506)

Report of the DSB 1993 Summer Study Task Force on Defense Manufacturing Enterprise Strategy, (E. Biggers and G. England), (USD/A), September 1993, Unclassified. (DTIC #ADA 275233)

Report of the DSB Task Force on C-17 Review, (R. Fuhrman and J. Fain), (USD/A), December 1993, Unclassified. (DTIC #ADA 275120)

FOR OFFICIAL USE ONLY

FOR OFFICIAL USE ONLY

1993 Continued

Report of the DSB 1993 Summer Study Task Force on Tactical Air Warfare, (J. Foster and A. Flax), (Dir, Tactical Systems), November 1993, Unclassified. (DTIC #ADA 275347)

Report of the DSB 1993 Summer Study Task Force on Global Surveillance, (R. Hermann and V. Lynn), (DDR&E and ASD/C3I and NRO), December 1993, Secret.

FOR OFFICIAL USE ONLY