

THIS FILE IS MADE AVAILABLE THROUGH THE DECLASSIFICATION EFFORTS AND RESEARCH OF:

THE BLACK VAULT




THE BLACK VAULT IS THE LARGEST ONLINE FREEDOM OF INFORMATION ACT / GOVERNMENT RECORD CLEARING HOUSE IN THE WORLD. THE RESEARCH EFFORTS HERE ARE RESPONSIBLE FOR THE DECLASSIFICATION OF THOUSANDS OF DOCUMENTS THROUGHOUT THE U.S. GOVERNMENT, AND ALL CAN BE DOWNLOADED BY VISITING:

[HTTP://WWW.BLACKVAULT.COM](http://www.blackvault.com)

YOU ARE ENCOURAGED TO FORWARD THIS DOCUMENT TO YOUR FRIENDS, BUT PLEASE KEEP THIS IDENTIFYING IMAGE AT THE TOP OF THE .PDF SO OTHERS CAN DOWNLOAD MORE!

Executive Branch Personnel PUBLIC FINANCIAL DISCLOSURE REPORT

Form Approved:
OMB No. 3209 - 0001

Date of Appointment, Candidacy, Election, or Nomination (Month, Day, Year) 01/03/07	Reporting Status (Check Appropriate Boxes) <input type="checkbox"/> Incumbent <input checked="" type="checkbox"/> New Entrant, Nominee, or Candidate	Calendar Year Covered by Report 2007	Termination Filer <input type="checkbox"/>	Termination Date (If Applicable) (Month, Day, Year) 08/30/07	<div>RECEIVED FEDERAL ELECTION COMMISSION Any individual who is required to file this report and does so more than 30 days after the date of filing is required to be filed, or, if an extension is granted, more than 30 days after the last day of the filing extension period, shall be subject to a \$200 fee.</div> <div>REPORTING PERIODS Incumbents: The reporting period is the preceding calendar year except Part II of Schedule C and Part I of Schedule D where you must also include the filing year up to the date you file. Part II of Schedule D is not applicable.</div> <div>Termination Filers: The reporting period begins at the end of the period covered by your previous filing and ends at the date of termination. Part II of Schedule D is not applicable.</div> <div>Nominees, New Entrants and Candidates for President and Vice President: Schedule A--The reporting period for income (BLOCK C) is the preceding calendar year and the current calendar year up to the date of filing. Value assets as of any date you choose that is within 31 days of the date of filing. Schedule B--Not applicable. Schedule C, Part I (Liabilities)--The reporting period is the preceding calendar year and the current calendar year up to any date you choose that is within 31 days of the date of filing. Schedule C, Part II (Agreements or Arrangements)--Show any agreements or arrangements as of the date of filing. Schedule D--The reporting period is the preceding two calendar years and the current calendar year up to the date of filing.</div>
Reporting Individual's Name	Last Name Romney	First Name and Middle Initial W. Mitt			
Position for Which Filing	Title of Position Presidential Candidate	Department or Agency (If Applicable)			
Location of Present Office (or forwarding address)	Address (Number, Street, City, State, and ZIP Code) 585 Commercial Street, Boston, MA 02109	Telephone No. (Include Area Code) (857) 288-6400			
Position(s) Held with the Federal Government During the Preceding 12 Months (If Not Same as Above)	Title of Position(s) and Date(s) Held				
Presidential Nominees Subject to Senate Confirmation	Name of Congressional Committee Considering Nomination Not Applicable	Do You Intend to Create a Qualified Diversified Trust? <input type="checkbox"/> Yes <input checked="" type="checkbox"/> No			
Certification	Signature of Reporting Individual 	Date (Month, Day, Year) August 12, 2007			
Other Review (If desired by agency)	Signature of Other Reviewer	Date (Month, Day, Year)			
Agency Ethics Official's Opinion	Signature of Designated Agency Ethics Official/Reviewing Official 	Date (Month, Day, Year) 8/30/07			
Office of Government Ethics Use Only	Signature 	Date (Month, Day, Year) 9/14/07			
Comments of Reviewing Officials (If additional space is required, use the reverse side of this sheet)					
*Additional information provided to the PEC on 8/15/07					
Reviewed for Apparent Compliance with the Federal Election Campaign Act (Check box if filing extension granted & indicate number of days) <input type="checkbox"/>					
(Check box if comments are continued on the reverse side) <input type="checkbox"/>					
Agency Use Only Received by PEC on 8/13/07					
OGE Use Only					

Reporting Individual's Name W. Mitt Romney	<h2 style="margin: 0;">SCHEDULE A</h2>	Page Number of
---	--	-----------------------

Assets and Income		Valuation of Assets at close of reporting period											Income: type and amount. If "None (or less than \$201)" is checked, no other entry is needed in Block C for that item.																						
BLOCK A		BLOCK B											BLOCK C																						
<p>For you, your spouse, and dependent children, report each asset held for investment or the production of income which had a fair market value exceeding \$1,000 at the close of the reporting period, or which generated more than \$200 in income during the reporting period, together with such income.</p> <p>For yourself, also report the source and actual amount of earned income exceeding \$200 (other than from the U.S. Government). For your spouse, report the source but not the amount of earned income of more than \$1,000 (except report the actual amount of any honoraria over \$200 of your spouse).</p> <p>None <input type="checkbox"/></p>		None (or less than \$1,001)	\$1,001 - \$15,000	\$15,001 - \$50,000	\$50,001 - \$100,000	\$100,001 - \$250,000	\$250,001 - \$500,000	\$500,001 - \$1,000,000	Over \$1,000,000*	\$1,000,001 - \$5,000,000	\$5,000,001 - \$25,000,000	\$25,000,001 - \$50,000,000	Over \$50,000,000	Excepted Investment Fund	Excepted Trust	Qualified Trust	Type				Amount												Other Income (Specify Type & Actual Amount)	Date (Mo., Day, Yr.) Only if Honoraria	
																	Dividends	Rent and Royalties	Interest	Capital Gains	None (or less than \$201)	\$201 - \$1,000	\$1,001 - \$2,500	\$2,501 - \$5,000	\$5,001 - \$15,000	\$15,001 - \$50,000	\$50,001 - \$100,000	\$100,001 - \$1,000,000	Over \$1,000,000*	\$1,000,001 - \$5,000,000	Over \$5,000,000				
Examples	Central Airlines Common				x													x																	
	Doe Jones & Smith, Hometown, State			x																														Law Partnership Income \$130,000	
	Kempstone Equity Fund				x									x																					
	IRA; Heartland 500 Index Fund						x							x																					
1	See attached and Note 1																																		
2																																			
3																																			
4																																			
5																																			
6																																			

* This category applies only if the asset/income is solely that of the filer's spouse or dependent children. If the asset/income is either that of the filer or jointly held by the filer with the spouse or dependent children, mark the other higher categories of value, as appropriate.

Reporting Individual's Name W. Mitt Romney		SCHEDULE A															Page Number 1																	
[W.Mitt & Ann Romney]																																		
Assets and Income BLOCK A		Valuation of Assets at close of reporting period BLOCK B										Income Type and Amount. If "None (or less than \$201)" is checked, no other entry is needed in block C for that item. BLOCK C																						
		None (Or Less Than \$1,001)	\$1,001 - \$15,000	\$15,001 - \$50,000	\$50,001 - \$100,000	\$100,101 - \$250,000	\$250,001 - \$500,000	\$500,001 - \$1,000,000	Over \$1,000,000*	\$1,000,001 - \$5,000,000	\$5,000,001 - \$25,000,000	\$25,000,001 - \$50,000,000	Over \$50,000,000	Excepted Investment Fund	Excepted Trust	Qualified Trust	Type	Amount										Date (Mo., Day, Yr.) Only if Honoraria						
																	Dividends	Rent & Royalties	Interest	Capital Gains	None (Or Less Than \$201)	\$201 - \$1,000	\$1,001 - \$2,500	\$2,501 - \$5,000	\$5,001 - \$15,000	\$15,001 - \$50,000	\$50,001 - \$100,000		\$100,001 - \$1,000,000	Over \$1,000,000*	\$1,000,001 - \$5,000,000	Over \$5,000,000	Other Income (Specify Type & Actual Amount)	
B OF A BANK DEPOSIT ACCOUNT INT CHECK #2			x																		x													
B OF A BANK DEPOSIT ACCOUNT JT INT CHECK #2											x								x			x												
B OF A BANK DEPOSIT ACCOUNT CHECKING # 1				x															x			x												
B OF A BANK DEPOSIT ACCOUNT SAVINGS						x													x			x												
UBS MONEY MARKET ACCOUNT										x				x				x											x					

Reporting Individual's Name W. Mitt Romney	SCHEDULE A	Page Number 2
(W. Mitt Romney Blind Trust)		

BLOCK A Assets and Income	Valuation of Assets at close of reporting period BLOCK B															Income Type and Amount. If "None (or less than \$201)" is checked, no other entry is needed in block C for that item.																	
																BLOCK C																	
	None (Or Less Than \$1,001)	\$1,001 - \$15,000	\$15,001 - \$50,000	\$50,001 - \$100,000	\$100,101 - \$250,000	\$250,001 - \$500,000	\$500,001 - \$1,000,000	Over \$1,000,000*	\$1,000,001 - \$5,000,000	\$5,000,001 - \$25,000,000	\$25,000,001 - \$50,000,000	Over \$50,000,000	Excepted Investment Fund	Excepted Trust	Qualified Trust	Type				Amount												Date (Mo., Day, Yr.) Only if Honoraria	
Dividends																Rent & Royalties	Interest	Capital Gains	None (Or Less Than \$201)	\$201 - \$1,000	\$1,001 - \$2,500	\$2,501 - \$5,000	\$5,001 - \$15,000	\$15,001 - \$50,000	\$50,001 - \$100,000	\$100,001 - \$1,000,000	Over \$1,000,000*	\$1,000,001 - \$5,000,000	Over \$5,000,000	Other Income (Specify Type & Actual Amount)			
U S DOLLAR					X													X															
GOLDMAN SACHS FINANCIAL SQUARE (SOLD)	X												X					X									X						
GOLDMAN SACHS INSTITUTIONAL LI (SOLD)	X												X					X				X											
GOLDMAN SACHS BANK DEPOSIT						X														X													
AB SVENSK EXPORTKREDIT 0% DUE 12/15/2006 (SOLD)	X																		X								X						
AB SVENSK EXPORTKREDIT 0% DUE 01/06/2009						X														X													
AB SVENSK EXPORTKREDIT 0% DUE 09/11/08						X														X													
AB SVENSK EXPORTKREDIT 0% DUE 09/28/2008								X												X													
AB SVENSK EXPORTKREDIT 0% DUE 11/12/07						X														X													
EKSPORTFINANS ASA 0% DUE 11/30/2007								X												X													
FFCB CA 4.180000% 12/22/2009-06 JD (SOLD)	X																	X						X									
FFCB CA 5.25% 12/27/2010-07 JD						X												X							X								
FHLB 2.250000% 05/15/2006 MN (SOLD)	X																	X				X											
FHLB 2.45% 03/23/2007 SER 459 (SOLD)	X																	X							X								
FHLB 2.625% 02/16/2007 SER 447 (SOLD)	X																	X									X						
FHLB 3.500000% 11/15/2007 MN						X												X									X						
FHLB 3.875000% 01/15/2010 JJ						X												X							X								
FHLB 4.375000% 03/17/2010 MS								X										X									X						
FHLB 4.375000% 09/17/2010 MS						X												X							X								
FHLB 4.500000% 08/14/2009 FA						X												X								X							
FHLB 4.500000% 09/16/2013 MS								X										X								X							
FHLB 4.625000% 02/18/2011 FA						X												X								X							
FHLB 4.75% 05/15/2006 MN (SOLD)	X																	X							X								
FHLB 4.75% 12/16/2016 JD								X										X								X							
FHLB 4.875% 05/15/2007 SER IH-9007 (SOLD)	X																	X								X							
FHLB 4.875% 05/17/2017 MN						X																					X						
FHLB 5.250000% 06/18/2014 JD								X										X				X											
FHLB 5.375% 05/18/2016 MN								X										X							X								
FHLB 5.8% 09/02/2008 MS								X										X									X						
FHLB CA 2.000000% 02/27/2006-04 FA (SOLD)	X																	X							X								
FHLB CA 2.300000% 07/24/2007-03 JJ						X												X							X								
FHLB CA 2.490000% 04/13/2007-04 AO (SOLD)	X																	X							X								
FHLB CA 3.250000% 10/19/2007-05 AO						X												X							X								
FHLB CA 3.500000% 12/12/2008-03 JD						X												X							X								
FHLB CA 3.625000% 01/30/2009-03 JJ						X												X								X							
FHLB CA 4.125000% 09/25/2009-04 MS						X												X							X								

Reporting Individual's Name W. Mitt Romney	SCHEDULE A	Page Number 3
[W. Mitt Romney Blind Trust]		

Assets and Income BLOCK A	Valuation of Assets at close of reporting period BLOCK B													Income Type and Amount. If "None (or less than \$201)" is checked, no other entry is needed in block C for that item.																		
														BLOCK C																		
	None (Or Less Than \$1,001)	\$1,001 - \$15,000	\$15,001 - \$50,000	\$50,001 - \$100,000	\$100,101 - \$250,000	\$250,001 - \$500,000	\$500,001 - \$1,000,000	Over \$1,000,000*	\$1,000,001 - \$5,000,000	\$5,000,001 - \$25,000,000	\$25,000,001 - \$50,000,000	Over \$50,000,000	Excepted Investment Fund	Excepted Trust	Qualified Trust	Type				Amount											Other Income (Specify Type & Actual Amount)	Date (Mo., Day, Yr.) Only if Honoraria
Dividends																Rent & Royalties	Interest	Capital Gains	None (Or Less Than \$201)	\$201 - \$1,000	\$1,001 - \$2,500	\$2,501 - \$5,000	\$5,001 - \$15,000	\$15,001 - \$50,000	\$50,001 - \$100,000	\$100,001 - \$1,000,000	Over \$1,000,000*	\$1,000,001 - \$5,000,000	Over \$5,000,000			
FHLB CA 4.400000% 12/21/2009-05 JD							x											x														
FHLB CA 4.875000% 06/09/2009-05 MS						x												x														
FHLB CA 5.33% 03/06/2012 MS					x															x												
FHLB CA 5.375000% 02/23/2011-07 FA (SOLD)	x																	x	x													
FHLB CA 5.8% 05/17/2011 MN (SOLD)	x																	x														
FHLB CA 5.875% 11/20/2013 MN							x											x														
FHLB CA 6.3% 07/17/2013 JJ (SOLD)	x																	x														
FHLB SER: 1 CA 4.050000% 08/04/2008-05 FA							x											x														
FHLB SER: 1 CA 4.500000% 03/30/2009-06 MS							x											x														
FHLB SER: 312 5.750000% 05/15/2012 MN										x								x														
FHLB SER: 424 2.625000% 07/15/2008 JJ (SOLD)	x																	x														
FHLB SER: 81-2009 4.250000% 11/13/2009 MN (SOLD)	x																	x														
FHLB SER: EY-9006 5.250000% 08/15/2006 FA (SOLD)	x																	x														
FHLB STEPUP 04/25/2008-05							x											x														
FHLB STEPUP 11/26/2010-04 MN STEP CPN 3.000000% TO 05/26/06 (SOLD)	x																	x	x													
FHLMC 3.5% 09/15/2007 MS						x												x														
KFW 0% DUE 5/6/2008										x										x												
AAA 6.79% 05/23/2012 MN										x								x														
COMPANY CMN (SOLD)	x																	x														
ADIDAS AG ADR CMN (SOLD)	x																	x														
AIR LIQUIDE ADR ADR CMN					x													x														
ALLERGAN INC CMN (SOLD)	x																	x														
ALLIANCE BOOTS PLC ADR CMN (SOLD)	x																			x												
ALLIED IRISH BANKS PLC					x													x														
ALLTEL CORPORATION CMN (SOLD)	x																	x														
AMDOCS LIMITED ORDINARY SHARES					x															x												
AMERICA MOVIL SAB DE CV				x														x														
AMERICAN EXPRESS CO. CMN					x													x														
AMERICAN STANDARD COMPANIES CMN (SOLD)	x																	x														
AMERISTAR CASINOS INC CMN (SOLD)	x																	x														
AMGEN INC. CMN					x															x												
ANGLO IRISH BK CORP PLC SPONSORED (SOLD)	x																	x														
ARM HOLDINGS PLC SPON				x																	x											
ASTA FUNDING INC CMN (SOLD)	x																	x														
AUTOMATIC DATA PROCESSING INC CMN (SOLD)	x																	x														
AXA-UAP AMERICAN DEPOSITARY SHARES (SOLD)	x																	x														

Reporting Individual's Name W. Mitt Romney	SCHEDULE A											Page Number 4
[W. Mitt Romney Blind Trust]												

BLOCK A Assets and Income	Valuation of Assets at close of reporting period BLOCK B											Income Type and Amount. If "None (or less than \$201)" is checked, no other entry is needed in block C for that item.																						
												BLOCK C																						
	None (Or Less Than \$1,001)	\$1,001 - \$15,000	\$15,001 - \$50,000	\$50,001 - \$100,000	\$100,101 - \$250,000	\$250,001 - \$500,000	\$500,001 - \$1,000,000	Over \$1,000,000*	\$1,000,001 - \$5,000,000	\$5,000,001 - \$25,000,000	\$25,000,001 - \$50,000,000	Over \$50,000,000	Excepted Investment Fund	Excepted Trust	Qualified Trust	Type				Amount										Other Income (Specify Type & Actual Amount)	Date (Mo., Day, Yr.) Only if Honoraria			
Dividends																Rent & Royalties	Interest	Capital Gains	None (Or Less Than \$201)	\$201 - \$1,000	\$1,001 - \$2,500	\$2,501 - \$5,000	\$5,001 - \$15,000	\$15,001 - \$50,000	\$50,001 - \$100,000	\$100,001 - \$1,000,000	Over \$1,000,000*	\$1,000,001 - \$5,000,000	Over \$5,000,000					
BAKER HUGHES INC CMN						X										X			X								X							
BALLY TECHNOLOGIES INC CMN (SOLD)	X																		X								X							
BANCO SANTANDER CENTRAL HISPANO SA (SOLD)	X															X			X								X							
BANK FUKUOKA LTD ADR CMN (SOLD)	X															X			X															
BANK NEW YORK INC CMN (SOLD)	X															X																		
BANK OF AMERICA CORP CMN (SOLD)	X															X			X															
BANK OF HAWAII CORPORATION CMN (SOLD)	X															X			X															
BANK OF IRELAND SPON (SOLD)	X															X			X															
BANK OF NOVA SCOTIA CMN (SOLD)	X															X			X															
BANK OF YOKOHAMA LTD JAPAN																X																		
BARCLAYS PLC,AMER DEP SHS ADR CMN (SOLD)	X															X			X															
BASF AKTIENGESELLSCHAFT																X																		
BAXTER INTERNATIONAL INC CMN																X																		
BEA SYSTEMS INC COMMON STOCK (SOLD)	X																		X															
BEAR STEARNS COMPANIES INC CMN (SOLD)	X															X			X															
BELO CORPORATION SER A CMN CLASS A (SOLD)	X															X																		
BOYD GAMING CORP CMN (SOLD)	X															X			X															
BP PLC SPONSORED ADR CMN (SOLD)	X															X			X															
DADRIDGE FINANCIAL SOLUTIONS (SOLD)	X																		X															
JOE LINE BANCORP INC CMN (SOLD)	X															X																		
CA INC CMN (SOLD)	X															X																		
CADBURY SCHWEPES P.L.C. ADR ADR CMN																X			X															
CANADIAN NATURAL RESOURCES CMN																X			X															
CANON INC ADR ADR CMN (SOLD)	X															X			X															
CAPITAL CITY BANK GROUP INC CMN (SOLD)	X															X			X															
CARNIVAL CORPORATION CMN																X			X															
CEMEX, S.A.B DE C.V. SPONSORED ADR CMN (SOLD)	X															X			X															
CENDANT CORPORATION CMN (SOLD)	X															X																		
CHECKFREE CORP NEW CMN (SOLD)	X																		X															
CHICAGO MERCANTILE HLDGS INC CMN (SOLD)	X															X			X															
CHINA MOBILE LTD SPONSORED ADR CMN																X																		
CHINA PETROLEUM & CHEMICAL																X			X															
CHITTENDEN CORP CMN (SOLD)	X															X			X															
CISCO SYSTEMS, INC. CMN																			X															
CITADEL BROADCASTING CORP CMN (SOLD)	X																		X															
CITIGROUP INC. CMN																X			X															

Assets and Income BLOCK A	Valuation of Assets at close of reporting period BLOCK B												Income Type and Amount. If "None (or less than \$201)" is checked, no other entry is needed in block C for that item.																			
													BLOCK C																			
	None (Or Less Than \$1,001)	\$1,001 - \$15,000	\$15,001 - \$50,000	\$50,001 - \$100,000	\$100,101 - \$250,000	\$250,001 - \$500,000	\$500,001 - \$1,000,000	Over \$1,000,000*	\$1,000,001 - \$5,000,000	\$5,000,001 - \$25,000,000	\$25,000,001 - \$50,000,000	Over \$50,000,000	Excepted Investment Fund	Excepted Trust	Qualified Trust	Type				Amount											Other Income (Specify Type & Actual Amount)	Date (Mo., Day, Yr.) Only if Honoraria
Dividends																Rent & Royalties	Interest	Capital Gains	None (Or Less Than \$201)	\$201 - \$1,000	\$1,001 - \$2,500	\$2,501 - \$5,000	\$5,001 - \$15,000	\$15,001 - \$50,000	\$50,001 - \$100,000	\$100,001 - \$1,000,000	Over \$1,000,000*	\$1,000,001 - \$5,000,000	Over \$5,000,000			
L'OREAL CO (ADR) ADR CMN (SOLD)	x															x			x													
LOWES COMPANIES INC CMN (SOLD)	x															x			x								x					
LUKOIL OIL CO SPONS ADR SPONSORED (SOLD)	x															x			x								x					
LUXOTTICA GROUP ADS(SPONSORED) (SOLD)	x															x			x								x					
MACY'S INC. CMN (SOLD)	x																		x								x					
MANULIFE FINANCIAL CORP CMN (SOLD)	x															x			x								x					
MASCO CORPORATION CMN (SOLD)	x															x			x		x											
MATTSON TECHNOLOGY INC CMN (SOLD)	x																		x			x										
MC CLATCHY COMPANY (HLDG CO) (SOLD)	x															x			x													
MCGRAW-HILL COMPANIES INC CMN					x											x			x								x					
MEDCOHEALTH SOLUTIONS, INC. CMN (SOLD)	x																		x								x					
MEDIA GENERAL INC CMN CLASS A (SOLD)	x															x			x													
MEDIASET SPA ADR CMN					x											x																
MEDTRONIC INC CMN						x										x			x													
MERCANTILE BANKSHARES CORPORAT (SOLD)	x															x			x													
MERRILL LYNCH CO INC CMN					x											x			x													
MGM MIRAGE CMN (SOLD)	x																		x													
MICKROSOFT CORPORATION CMN						x										x				x												
"LEA HOLDINGS, INC. ADR CMN (SOLD)	x															x			x													
JE SAFETY APPLIANCES CO INC CMN (SOLD)	x															x			x								x					
MOODYS CORP CMN (SOLD)	x															x			x													
MOTOROLA INC (SOLD)	x																			x												
NATIONAL AUSTRALIA BANK LIMITED (SOLD)	x															x			x								x					
NESTLE SA SPONSORED ADR					x											x			x								x					
NEW YORK TIMES CO.A CMN CLASS A (SOLD)	x															x			x													
NEXEN INC. CMN (SOLD)	x															x			x								x					
NIL HOLDINGS, INC. CMN CLASS B				x															x													
NINTENDO CO LTD (NEW) ADR ADR CMN				x																x												
NOKIA CORP SPON ADR SPONSORED ADR CMN					x											x											x					
NORTHERN TRUST CORP (SOLD)	x															x			x								x					
NOVARTIS AG-ADR SPONSORED ADR CMN				x												x			x								x					
NOVELLUS SYSTEMS INC CMN (SOLD)	x																		x								x					
NOVO-NORDISK A/S ADR ADR CMN					x											x			x								x					
OCEANFIRST FINANCIAL CORP CMN (SOLD)	x															x			x													
PARTNERS TRUST FINANCIAL GRP CMN (SOLD)	x															x			x								x					
PAYCHEX, INC. CMN (SOLD)	x															x			x								x					

[W. Mitt Romney Blind Trust]

SCHEDULE A

Assets and Income BLOCK A	Valuation of Assets at close of reporting period BLOCK B											Income Type and Amount. If "None (or less than \$201)" is checked, no other entry is needed in block C for that item.																				
												BLOCK C																				
	None (Or Less Than \$1,001)	\$1,001 - \$15,000	\$15,001 - \$50,000	\$50,001 - \$100,000	\$100,101 - \$250,000	\$250,001 - \$500,000	\$500,001 - \$1,000,000	Over \$1,000,000*	\$1,000,001 - \$5,000,000	\$5,000,001 - \$25,000,000	\$25,000,001 - \$50,000,000	Over \$50,000,000	Excepted Investment Fund	Excepted Trust	Qualified Trust	Type				Amount										Other Income (Specify Type & Actual Amount)	Date (Mo., Day, Yr.) Only if Honoraria	
Dividends																Rent & Royalties	Interest	Capital Gains	None (Or Less Than \$201)	\$201 - \$1,000	\$1,001 - \$2,500	\$2,501 - \$5,000	\$5,001 - \$15,000	\$15,001 - \$50,000	\$50,001 - \$100,000	\$100,001 - \$1,000,000	Over \$1,000,000*	\$1,000,001 - \$5,000,000	Over \$5,000,000			
PEPSICO INC CMN						x										x				x												
PEUGEOT S.A. SPONSORED ADR CMN (SOLD)	x															x																
POTASH CORP. OF SASKATCHEWAN				x												x																
PRAXAIR INC CMN						x										x									x							
PROCTER & GAMBLE COMPANY (THE) CMN (SOLD)	x															x								x								
PROMISE CO., LTD. ADR CMN (SOLD)	x															x																
PUMA AG SPON ADR SPONSORED ADR CMN (SOLD)	x															x									x							
QUALCOMM INC CMN					x											x										x						
RAYMOND JAMES FINANCIAL INC (SOLD)	x															x									x							
KEED ELSEVIER PLC SPONSORED ADR CMN (SOLD)	x															x										x						
RESEARCH IN MOTION CMN						x																				x						
RIO TINTO PLC SPONSORED ADR					x											x																
ROCHE HOLDING AG					x											x											x					
ROGERS COMMUNICATIONS INC CMN CLASS B					x											x											x					
ROYAL CARIBBEAN CRUISES LTD (SOLD)	x															x																
ROYAL DUTCH SHELL PLC SPONSORED (SOLD)	x															x											x					
KYANS RESTAURANT GROUP, INC. CMN (SOLD)	x																															
SABMILLER PLC SPONSORED ADR					x											x																
NOFI-AVENTIS SPONSORED (SOLD)	x															x																
AKTIENGESELLSCHAFT (SPON ADR) (SOLD)	x															x																
SATYAM COMPUTER SERVICES ADR CMN					x											x																
SCHLUMBERGER LTD CMN (SOLD)					x											x												x				
SEAGATE TECHNOLOGY CMN (SOLD)	x															x																
SECOM LTD (ADR) ADR CMN (SOLD)	x															x																
SHARP CORP (ADR) ADR CMN (SOLD)	x															x																
SHAW COMMUNICATIONS INC (SOLD)	x															x																
SHINHAN FINANCIAL GROUP SPONSORED ADR CMN					x											x																
SHISEIDO CO., LTD. SPONSORED ADR CMN					x											x																
SK TELECOM CO., LTD. SPONSORED (SOLD)	x																															
SKY FINANCIAL GROUP INC CMN																x																
SMITH & NEPHEW PLC ADR CMN (SOLD)	x															x																
SONY CORPORATION ADR CMN (SOLD)	x															x																
SOUTHERN COPPER CORP CMN (SOLD)	x															x																
SPRINT NEXTEL CORPORATION CMN						x										x																
ST PAUL TRAVELERS COMPANIES,IN CMN (SOLD)	x															x																
STAPLES, INC. CMN (SOLD)	x															x																

Reporting Individual's Name W. Mitt Romney	SCHEDULE A	Page Number 9
[W. Mitt Romney Blind Trust]		

Assets and Income BLOCK A	Valuation of Assets at close of reporting period BLOCK B														Income Type and Amount. If "None (or less than \$201)" is checked, no other entry is needed in block C for that item.																
												BLOCK C																			
	None (Or Less Than \$1,001)	\$1,001 - \$15,000	\$15,001 - \$50,000	\$50,001 - \$100,000	\$100,101 - \$250,000	\$250,001 - \$500,000	\$500,001 - \$1,000,000	Over \$1,000,000*	\$1,000,001 - \$5,000,000	\$5,000,001 - \$25,000,000	\$25,000,001 - \$50,000,000	Over \$50,000,000	Excepted Investment Fund	Excepted Trust	Qualified Trust	Type				Amount										Date (Mo., Day, Yr.) Only if Honoraria	
Dividends																Rent & Royalties	Interest	Capital Gains	None (Or Less Than \$201)	\$201 - \$1,000	\$1,001 - \$2,500	\$2,501 - \$5,000	\$5,001 - \$15,000	\$15,001 - \$50,000	\$50,001 - \$100,000	\$100,001 - \$1,000,000	Over \$1,000,000*	\$1,000,001 - \$5,000,000	Over \$5,000,000		Other Income (Specify Type & Actual Amount)
STERIS CORP CMN (SOLD)	x																x			x											
STERLING FINANCIAL CORORATION (SOLD)	x																x														
STMICROELECTRONICS NV ADR CMN (SOLD)	x																x			x											
STRYKER CORP CMN					x												x			x											
SUNCOR ENERGY INC CMN					x												x			x											
SWISS REINSURANCE SPONSORED ADR CMN (SOLD)	x																		x												
SYBASE INC CMN (SOLD)	x																		x												
SYMANTEC CORP CMN (SOLD)	x																		x												
TARGET CORP CMN					x												x			x											
TD BANKNORTH INC. CMN (SOLD)	x																x			x											
TEKTRONIX INC. CMN (SOLD)	x																x			x											
TELEFONICA S.A. ADR SPONSORED ADR CMN					x												x														
TELEVISION BROADCAST LTD SPON ADR (SOLD)	x																x			x											
TESCO PLC (SPONSORED) (SOLD)	x																x			x											
TEVA PHARMACEUTICAL IND LTD ADS					x												x			x											
THE BANK OF NEW YORK COMPANY, CMN					x															x											
THE GOLDMAN SACHS GROUP, INC 0% 9/25/08 (SOLD)	x																		x												
THE GOLDMAN SACHS GROUP, INC. 0% DUE 12/11/2009 (SOLD)	x																		x												
THE GOLDMAN SACHS GROUP, INC. 0% DUE 3/25/10						x														x											
THE TRAVELERS COMPANIES, INC CMN						x											x														
THERMO FISHER SCIENTIFIC INC CMN						x														x											
TIME WARNER INC. CMN (SOLD)	x																x			x											
TOTAL SA SPONSORED ADR CMN (SOLD)	x																x			x											
TOYOTA MOTOR CORPORATION SPON ADR					x												x			x											
TRIBUNE CO NEW CMN (SOLD)	x																x														
TYCO INTERNATIONAL LTD. CMN (SOLD)	x																x														
UBS AG CMN					x												x			x											
UNITED PARCEL SERVICE, INC. (SOLD)	x																x			x											
UNITED TECHNOLOGIES CORP CMN						x											x														
UNITEDHEALTH GROUP INC CMN (SOLD)	x																x														
UNIVERSAL HEALTH SVC (SOLD)	x																x			x											
VERISIGN INC CMN (SOLD)	x																		x												
VERIZON COMMUNICATIONS CMN					x												x														
VIACOM INC. CMN CLASS B (SOLD)	x																x														
VIRGIN MEDIA INC CMN					x												x														
VODAFONE GROUP PLC SPONSORED ADR CMN					x												x			x											

SCHEDULE A

[illegible]

SCHEDULE A

BLOCK A	Valuation of Assets at close of reporting period BLOCK B												Income Type and Amount. If "None (or less than \$201)" is checked, no other entry is needed in block C for that item.																				
													BLOCK C																				
	None (Or Less Than \$1,001)	\$1,001 - \$15,000	\$15,001 - \$50,000	\$50,001 - \$100,000	\$100,101 - \$250,000	\$250,001 - \$500,000	\$500,001 - \$1,000,000	Over \$1,000,000*	\$1,000,001 - \$5,000,000	\$5,000,001 - \$25,000,000	\$25,000,001 - \$50,000,000	Over \$50,000,000	Excepted Investment Fund	Excepted Trust	Qualified Trust	Type				Amount								Other Income (Specify Type & Actual Amount)	Date (Mo., Day, Yr.) Only if Honoraria				
Dividends																Rent & Royalties	Interest	Capital Gains	None (Or Less Than \$201)	\$201 - \$1,000	\$1,001 - \$2,500	\$2,501 - \$5,000	\$5,001 - \$15,000	\$15,001 - \$50,000	\$50,001 - \$100,000	\$100,001 - \$1,000,000	Over \$1,000,000*			\$1,000,001 - \$5,000,000	Over \$5,000,000		
KUEHNE & NAGEL INTERNATIONAL AG																																	
MACQUARIE BANK LTD.																																	
MAN GROUP PLC																																	
MICHAEL PAGE INTERNATIONAL PLC																																	
NASPERS LTD.																																	
NESTLE S.A.																																	
NORTHERN ROCK PLC																																	
ORIX CORP.																																	
RECKITT BENCKISER PLC																																	
ROCHE HOLDING AG																																	
VEDANTA RESOURCES PLC																																	
VEOLIA ENVIRONNEMENT S.A.																																	
WILLIS GROUP HOLDINGS LTD CMN (SOLD)	x															x			x					x									
WINDSTREAM CORPORATION (SOLD)	x															x			x						x								
ZIMMER HLDGS INC CMN (SOLD)	x																	x						x									
GS EMERGING MARKETS OPPORTUNITIES FUND, LLC (Note 4)								x								x		x	x						x								
GOLDMAN SACHS GLOBAL STRATEGIC ENERGY FUND, LLC (Note 4)								x								x		x	x						x								
GOLDMAN SACHS GTAA FUND, LLC (Note 4)								x												x													
SUN VENTURE CAPITAL PARTNERS I, L.P. (holdings listed below) (Note 5)		x																						x									
STONE RIDGE PARTNERS, LLC																																	
EUREKAGGN																																	
AWARDS.COM																																	
RMS NETWORKS, INC.																																	
LYNXWORKS, INC.																																	
NETIFICE COMMUNICATIONS, INC.																																	

[illegible]

[Ann Romney Blind Trust]

SCHEDULE A

[illegible]

[illegible]

[illegible]

[Ann Romney Blind Trust]

SCHEDULE A

[illegible]

[Ann Romney Blind Trust]

SCHEDULE A

[illegible]

[illegible]

SCHEDULE A

[illegible]

BLOCK A Assets and Income	Valuation of Assets at close of reporting period BLOCK B												Income Type and Amount. If "None (or less than \$201)" is checked, no other entry is needed in block C for that item.																			
													BLOCK C																			
	None (Or Less Than \$1,001)	\$1,001 - \$15,000	\$15,001 - \$50,000	\$50,001 - \$100,000	\$100,101 - \$250,000	\$250,001 - \$500,000	\$500,001 - \$1,000,000	Over \$1,000,000*	\$1,000,001 - \$5,000,000	\$5,000,001 - \$25,000,000	\$25,000,001 - \$50,000,000	Over \$50,000,000	Excepted Investment Fund	Excepted Trust	Qualified Trust	Type				Amount										Other Income (Specify Type & Actual Amount)	Date (Mo., Day, Yr.) Only if Honoraria	
Dividends																Rent & Royalties	Interest	Capital Gains	None (Or Less Than \$201)	\$201 - \$1,000	\$1,001 - \$2,500	\$2,501 - \$5,000	\$5,001 - \$15,000	\$15,001 - \$50,000	\$50,001 - \$100,000	\$100,001 - \$1,000,000	Over \$1,000,000*	\$1,000,001 - \$5,000,000	Over \$5,000,000			
ELECTRONIC ARTS INC																																
ELI LILLY & CO																																
EMC CORPORATION																																
EMERSON ELECTRIC COMPANY																																
ENTERCOM COMMUNICATIONS CORP																																
EQUIFAX INC																																
ESTEE LAUDER COMPANIES-CL A																																
EXFO ELECTRO-OPTICAL ENGINEE																																
EXPEDIA INC																																
EXXON MOBIL CORPORATION																																
EZENIA INC.																																
FAMILY DOLLAR STORES																																
FANNIE MAE																																
FEDERATED DEPARTMENT STORES																																
FEDERATED INVESTORS INC-CL B																																
FEDEX CORP																																
FIFTH THIRD BANCORP																																
FIRST DATA CORPORATION																																
FLEXTRONICS INTL LTD																																
FLOWERVE CORPORATION																																
FOOTSTAR INC																																
FOUNDRY NETWORKS INC																																
FRANKLIN RESOURCES INC																																
FREDDIE MAC																																
FREEPORT-MCMORAN COPPER																																
GATEWAY INC																																
GENERAL DYNAMICS																																
GENERAL ELECTRIC COMPANY																																
GENUINE PARTS COMPANY																																
GLENAYRE TECHNOLOGIES INC																																
GOLDMAN SACHS GROUP INC																																
GOOGLE INC-CL A																																
GRACO INC																																
GREATBATCH INC																																
GROUP 1 AUTOMOTIVE INC																																
H&R BLOCK INC																																
HAIN CELESTIAL GROUP INC																																

[Ann Romney Blind Trust]

SCHEDULE A

[illegible]

Assets and Income		Valuation of Assets at close of reporting period BLOCK B												Income Type and Amount. If "None (or less than \$201)" is checked, no other entry is needed in block C for that item.																			
BLOCK A														BLOCK C																			
														Type				Amount												Date (Mo., Day, Yr.) Only if Honoraria			
		None (Or Less Than \$1,001)	\$1,001 - \$15,000	\$15,001 - \$50,000	\$50,001 - \$100,000	\$100,101 - \$250,000	\$250,001 - \$500,000	\$500,001 - \$1,000,000	Over \$1,000,000*	\$1,000,001 - \$5,000,000	\$5,000,001 - \$25,000,000	\$25,000,001 - \$50,000,000	Over \$50,000,000	Excepted Investment Fund	Excepted Trust	Qualified Trust	Dividends	Rent & Royalties	Interest	Capital Gains	None (Or Less Than \$201)	\$201 - \$1,000	\$1,001 - \$2,500	\$2,501 - \$5,000	\$5,001 - \$15,000	\$15,001 - \$50,000	\$50,001 - \$100,000	\$100,001 - \$1,000,000	Over \$1,000,000*	\$1,000,001 - \$5,000,000	Over \$5,000,000	Other Income (Specify Type & Actual Amount)	
JOHNSON & JOHNSON																																	
JP MORGAN CHASE & CO.																																	
JUNIPER NETWORKS INC																																	
KELLOGG CO																																	
KIMBERLY-CLARK CORP																																	
KLA-TENCOR CORPORATION																																	
LAKES ENTERTAINMENT INC																																	
LANDENBURG THALMANN FINANCIAL																																	
LAS VEGAS SANDS CORP																																	
LAUREATE EDUCATION INC																																	
LECG CORP																																	
LEGG MASON INCORPORATED																																	
LEHMAN BROTHERS HOLDINGS INC																																	
LIBERTY MEDIA HOLD-CAP SER A																																	
LIBERTY MEDIA-INTERACTIVE A																																	
LIFE TIME FITNESS INC																																	
LINCOLN ELECTRIC HOLDINGS																																	
LINEAR TECHNOLOGY CORP																																	
LIVE NATION																																	
LOGITECH INTERNATIONAL -REGS																																	
LOGITECH INTERNATIONAL-REG																																	
LSI LOGIC CORP																																	
MAGMA DESIGN AUTOMATION																																	
MANHATTAN ASSOCIATES INC																																	
MANULIFE FINANCIAL CORP																																	
MARLIN BUSINESS SERVICES INC																																	
MARIOTT INTERNATIONAL -CL A																																	
MARSH & MCLENNAN COS																																	
MASCO CORP																																	
MATTEL INC																																	
MAXWELL TECHNOLOGIES INC																																	
MCDONALD'S CORPORATION																																	

[illegible]

Page Number

24

[illegible]

[illegible]

[illegible]

[Aun Romney Blind Trust]

SCHEDULE A

[illegible]

[Ann Romney Blind Trust]

SCHEDULE A

BLOCK A Assets and Income	BLOCK B Valuation of Assets at close of reporting period												BLOCK C Income Type and Amount. If "None (or less than \$201)" is checked, no other entry is needed in block C for that item.																																																																																																																																																																																																																																																																																																																																																																																																																																																																																																																																																																																																																																																																																																																																																																																																																																																																																																																																																																																																																																																																																																																																																																																																							
	None (Or Less Than \$1,001)	\$1,001 - \$15,000	\$15,001 - \$50,000	\$50,001 - \$100,000	\$100,101 - \$250,000	\$250,001 - \$500,000	\$500,001 - \$1,000,000	Over \$1,000,000*	\$1,000,001 - \$5,000,000	\$5,000,001 - \$25,000,000	\$25,000,001 - \$50,000,000	Over \$50,000,000	Excepted Investment Fund	Excepted Trust	Qualified Trust	Type				Amount												Other Income (Specify Type & Actual Amount)	Date (Mo., Day, Yr.) Only if Honoraria																																																																																																																																																																																																																																																																																																																																																																																																																																																																																																																																																																																																																																																																																																																																																																																																																																																																																																																																																																																																																																																																																																																																																																																			
																Dividends	Rent & Royalties	Interest	Capital Gains	None (Or Less Than \$201)	\$201 - \$1,000	\$1,001 - \$2,500	\$2,501 - \$5,000	\$5,001 - \$15,000	\$15,001 - \$50,000	\$50,001 - \$100,000	\$100,001 - \$1,000,000	Over \$1,000,000*	\$1,000,001 - \$5,000,000	Over \$5,000,000																																																																																																																																																																																																																																																																																																																																																																																																																																																																																																																																																																																																																																																																																																																																																																																																																																																																																																																																																																																																																																																																																																																																																																																						
RELIANT ENERGY INC.																																																																																																																																																																																																																																																																																																																																																																																																																																																																																																																																																																																																																																																																																																																																																																																																																																																																																																																																																																																																																																																																																																																																																																																																																				

[Ann Romney Blind Trust]

SCHEDULE A

[illegible]

[illegible]

[Ann Romney Blind Trust]

SCHEDULE A

[illegible]

Reporting Individual's Name W. Mitt Romney	SCHEDULE A	Page Number 32
[Ann Romney Blind Trust]		

Assets and Income BLOCK A	Valuation of Assets at close of reporting period BLOCK B											Income Type and Amount. If "None (or less than \$201)" is checked, no other entry is needed in block C for that item.																				
	BLOCK B											BLOCK C											Date (Mo., Day Yr.) Only if Honoraria									
	None (Or Less Than \$1,001)	\$1,001 - \$15,000	\$15,001 - \$50,000	\$50,001 - \$100,000	\$100,101 - \$250,000	\$250,001 - \$500,000	\$500,001 - \$1,000,000	Over \$1,000,000*	\$1,000,001 - \$5,000,000	\$5,000,001 - \$25,000,000	\$25,000,001 - \$50,000,000	Over \$50,000,000	Excepted Investment Fund	Excepted Trust	Qualified Trust	Type	Amount															
																Dividends	Rent & Royalties	Interest	Capital Gains	None (Or Less Than \$201)	\$201 - \$1,000	\$1,001 - \$2,500	\$2,501 - \$5,000	\$5,001 - \$15,000	\$15,001 - \$50,000	\$50,001 - \$100,000	\$100,001 - \$1,000,000	Over \$1,000,000*	\$1,000,001 - \$5,000,000	Over \$5,000,000	Other Income (Specify Type & Actual Amount)	
WILLIAM SIMON, Multi-family property in Texas																																
WIP, Industrial Property in Baltimore, MD																																
XEROX DOCUMENT UNIVERSITY, Hotel in Leesburg, VA																																
YERBA BUENA, Land in San Jose, CA																																
ABSOLUTE RETURN CAPITAL PARTNERS, L.P. (Note 16)					X															X												
BAIN CAPITAL (Note 17)	X															X												X				
BAIN CAPITAL ASIA FUND, L.P. (Note 18)	X																			X												
BAIN CAPITAL V MEZZANINE PARTNERS, L.P. (Note 18)	X															X		X	X							X						
BAIN CAPITAL PARTNERS IV, L.P. (Note 18)				X												X		X	X								X					
BAIN CAPITAL PARTNERS V, L.P. (Note 18)		X														X		X	X								X					
BAIN CAPITAL PARTNERS VI, L.P. (Note 18)						X										X		X	X								X					
BAIN CAPITAL PARTNERS VI COINVESTMENT FUND, L.P. (Note 18)						X										X		X	X							X						
BAIN CAPITAL PARTNERS VII, L.P. (Note 18)							X									X		X	X									X				
BAIN CAPITAL PARTNERS VII COINVESTMENT FUND, L.P. (Note 18)								X								X		X	X									X				
BAIN CAPITAL FUND VII-E, L.P. (Note 18)								X								X		X	X									X				
BAIN CAPITAL FUND VIII, L.P. (Note 18)								X								X		X	X								X					
BAIN CAPITAL VIII COINVESTMENT FUND, L.P. (Note 18)				X												X		X	X					X								
IN CAPITAL FUND VIII-E, L.P. (Note 18)						X										X		X	X								X					
BAIN CAPITAL FUND IX, L.P. (Note 18)			X													X		X	X		X											
BAIN CAPITAL IX COINVESTMENT FUND, L.P. (Note 18)		X																		X												
BAIN CAPITAL PACIFIC FUND (Note 18)		X														X		X	X						X							
BAIN CAPITAL VENTURE FUND 2001, L.P. (Note 18)							X									X		X	X								X					
BAIN CAPITAL VENTURE FUND 2005, L.P. (Note 18)			X													X		X	X	X									X			
BAIN CAPITAL VENTURE FUND 2007, L.P. (Note 18)	X																			X												
BAIN VENTURE CAPITAL a CA L.P. (Note 18)								X								X		X	X		X											
BCIP ASSOCIATES (Note 18)				X												X		X	X								X					
BCIP ASSOCIATES I, LLC (Note 18)					X											X		X	X	X												
BCIP ASSOCIATES II (Note 18)							X									X		X	X									X				
BCIP ASSOCIATES III (Note 18)								X								X		X	X									X				
BCIP VENTURE ASSOCIATES (Note 18)	X																			X												
BROOKSIDE CAPITAL PARTNERS FUND, L.P. (Note 18)								X								X		X	X									X				
PROSPECT HARBOR CREDIT PARTNERS, L.P. (Note 18)						X												X	X								X					
SANKATY HIGH YIELD ASSET PARTNERS, L.P. (Note 18)			X															X	X						X							
SANKATY HIGH YIELD PARTNERS II, L.P. (Note 18)		X																X	X							X						
SANKATY HIGH YIELD PARTNERS III, L.P. (Note 18)						X												X	X								X					
SANKATY CREDIT OPPORTUNITIES, L.P. (Note 18)					X													X	X							X						

SCHEDULE A

[illegible]

Reporting individual's Name W. Mitt Romney	SCHEDULE A												Page Number 34
[W. Mitt Romney,IRA]													

BLOCK A Assets and Income	BLOCK B Valuation of Assets at close of reporting period															BLOCK C Income Type and Amount. If "None (or less than \$201)" is checked, no other entry is needed in block C for that item.																	
	None (Or Less Than \$1,001)	\$1,001 - \$15,000	\$15,001 - \$50,000	\$50,001 - \$100,000	\$100,101 - \$250,000	\$250,001 - \$500,000	\$500,001 - \$1,000,000	Over \$1,000,000*	\$1,000,001 - \$5,000,000	\$5,000,001 - \$25,000,000	\$25,000,001 - \$50,000,000	Over \$50,000,000	Excepted Investment Fund	Excepted Trust	Qualified Trust	Type				Amount												Other Income (Specify Type & Actual Amount)	Date (Mo., Day, Yr.) Only if Honoraria
																Dividends	Rent & Royalties	Interest	Capital Gains	None (Or Less Than \$201)	\$201 - \$1,000	\$1,001 - \$2,500	\$2,501 - \$5,000	\$5,001 - \$15,000	\$15,001 - \$50,000	\$50,001 - \$100,000	\$100,001 - \$1,000,000	Over \$1,000,000*	\$1,000,001 - \$5,000,000	Over \$5,000,000			
GOLDMAN SACHS FINANCIAL SQUARE FEDERAL FUND									X				X						X							X							
U S DOLLAR				X															X		X												
FNMA 3.25% 01/15/2008						X													X						X								
FHLB CA 3.250000% 11/14/2007-05 MN						X													X						X								
EHLB 4.500000% 08/14/2009 FA						X													X						X								
FHLMC 3.625000% 09/15/2008 MS						X													X						X								
ISHARES MSCI TAIWAN INDEX FUND CMN				X									X							X													
GOLDMAN SACHS EMERGING MARKETS EQUITY FUND						X							X				X					X											
GS STRUCTURED U.S. EQUITY INSTITUTIONAL					X								X							X													
3M COMPANY CMN (SOLD)	X																X			X													
AMERICAN EXPRESS CO. CMN (SOLD)	X																X			X													
AMGEN INC. CMN (SOLD)	X																			X					X								
KER HUGHES INC CMN (SOLD)	X																X		X						X								
BANK NEW YORK INC CMN (SOLD)	X																X			X													
BANK OF AMERICA CORP CMN (SOLD)	X																X				X												
CENDANT CORPORATION CMN (SOLD)	X																X			X													
CISCO SYSTEMS, INC. CMN (SOLD)	X																		X					X									
CITIGROUP INC. CMN (SOLD)	X																X			X													
CONOCOPHILLIPS CMN (SOLD)	X																X		X						X								
FIRST DATA CORPORATION CMN (SOLD)	X																X			X					X								
FREDDIE MAC CMN (SOLD)	X																X			X													
GENERAL ELECTRIC CO CMN (SOLD)	X																X			X		X											
GOLDMAN SACHS JAPANESE EQUITY FUND (SOLD)	X												X							X						X							
IDEARC INC. CMN (SOLD)	X																			X	X												
JPMORGAN CHASE & CO CMN (SOLD)	X																X			X					X								
LOWES COMPANIES INC CMN (SOLD)	X																X			X					X								

SCHEDULE A

[illegible]

Report of individual's Name W. Mitt Romney (W. Mitt Romney IRA)	SCHEDULE A	Page Number 36
--	-------------------	--------------------------

Assets and Income BLOCK A	Valuation of Assets at close of reporting period BLOCK B												Income Type and Amount. If "None (or less than \$201)" is checked, no other entry is needed in block C for that item.																		
													BLOCK C																		
	None (Or Less Than \$1,001)	\$1,001 - \$15,000	\$15,001 - \$50,000	\$50,001 - \$100,000	\$100,101 - \$250,000	\$250,001 - \$500,000	\$500,001 - \$1,000,000	Over \$1,000,000*	\$1,000,001 - \$5,000,000	\$5,000,001 - \$25,000,000	\$25,000,001 - \$50,000,000	Over \$50,000,000	Excepted Investment Fund	Excepted Trust	Qualified Trust	Type				Amount								Other Income (Specify Type & Actual Amount)	Date (Mo., Day, Yr.) Only if Honoraria		
Dividends																Rent & Royalties	Interest	Capital Gains	None (Or Less Than \$201)	\$201 - \$1,000	\$1,001 - \$2,500	\$2,501 - \$5,000	\$5,001 - \$15,000	\$15,001 - \$50,000	\$50,001 - \$100,000	\$100,001 - \$1,000,000	Over \$1,000,000*			\$1,000,001 - \$5,000,000	Over \$5,000,000
BCIP TRUST ASSOCIATES II (Note 18)								X								X		X	X								X				
BCIP TRUST ASSOCIATES III (Note 18)										X						X		X	X								X				
PROSPECT HARBOR CREDIT PARTNERS, L.P. (Note 18)								X										X	X								X				
SANKATY CREDIT OPPORTUNITIES, L.P. (Note 18)				X														X	X								X				
SANKATY CREDIT OPPORTUNITIES II, L.P. (Note 18)							X											X	X							X					
SANKATY CREDIT OPPORTUNITIES III, L.P. (Note 18)	X																			X											
SANKATY HIGH YIELD ASSET PARTNERS, L.P. (Note 18)								X										X	X								X				
SANKATY HIGH YIELD PARTNERS II, L.P. (Note 18)			X															X	X								X				

W. Mitt Romney

[Ann Romney IRA]

SCHEDULE A

[illegible]

Do not complete Schedule B if you are a new entrant, nominee, or Vice Presidential or Presidential Candidate

Reporting Individual's Name W. Mitt Romney	SCHEDULE B	Page Number of
--	-------------------	-------------------

Part I: Transactions

Report any purchase, sale, or exchange by you, your spouse, or dependent children during the reporting period of any real property, stocks, bonds, commodity futures, and other securities when the amount of the transaction exceeded \$1,000. Include transactions that resulted in a loss.

Do not report a transaction involving property used solely as your personal residence, or a transaction solely between you, your spouse, or dependent child. Check the "Certificate of divestiture" block to indicate sales made pursuant to a certificate of divestiture from OGE.

None ☐ Not Applicable

by you, your spouse, or dependent children during the reporting period of any real property, stocks, bonds, commodity futures, and other securities when the amount of the transaction exceeded \$1,000. Include transactions that resulted in a loss.

property used solely as your personal residence, or a transaction solely between you, your spouse, or dependent child. Check the "Certificate of divestiture" block to indicate sales made pursuant to a certificate of divestiture from OGE.

Identification of Assets		Transaction Type (x)			Date (Mo., Day, Yr.)	Amount of Transaction (x)												Certificate of
		Purchase	Sale	Exchange		\$1,001 - \$15,000	\$15,001 - \$50,000	\$50,001 - \$100,000	\$100,001 - \$250,000	\$250,001 - \$500,000	\$500,001 - \$1,000,000	Over \$1,000,000*	\$1,000,001 - \$5,000,000	\$5,000,001 - \$25,000,000	\$25,000,001 - \$50,000,000	Over \$50,000,000		
Example	Central Airlines Common	x			2/1/99			x										
1																		
2																		
3																		
4																		
5																		

*This category applies only if the underlying asset is solely that of the filer's spouse or dependent children. If the underlying asset is either held by the filer or jointly held by the filer with the spouse or dependent children, use the other higher categories of value, as appropriate.

Part II: Gifts, Reimbursements, and Travel Expenses

For you, your spouse and dependent children, report the source, a brief description, and the value of: (1) gifts (such as tangible items, transportation, lodging, food, or entertainment) received from one source totaling more than \$260, and (2) travel-related cash reimbursements received from one source totaling more than \$260. For conflicts analysis, it is helpful to indicate a basis for receipt, such as personal friend, agency approval under 5 U.S.C. § 4111 or other statutory authority, etc. For travel-related gifts and reimbursements, include travel itinerary, dates, and the nature of expenses provided. Exclude anything given to you by

the U.S. Government; given to your agency in connection with official travel; received from relatives; received by your spouse or dependent child totally independent of their relationship to you; or provided as personal hospitality at the donor's residence. Also, for purposes of aggregating gifts to determine the total value from one source, exclude items worth \$104 or less. See instructions for other exclusions.

Not Applicable

None ☐

Source (Name and Address)		Brief Description	Value
Examples	Nat'l Assn. of Rock Collectors, NY, NY	Airline ticket, hotel room & meals incident to national conference 6/15/99 (personal activity unrelated to duty)	\$500
	Frank Jones, San Francisco, CA	Leather briefcase (personal friend)	\$300
1			
2			
3			
4			
5			

Reporting Individual's Name W. Mitt Romney	SCHEDULE C	Page Number 1 of 1
--	-------------------	------------------------------

Part I: Liabilities

Report liabilities over \$10,000 owed to any one creditor at any time during the reporting period by you, your spouse, or dependent children. Check the highest amount owed during the reporting period. Exclude

a mortgage on your personal residence unless it is rented out; loans secured by automobiles, household furniture or appliances; and liabilities owed to certain relatives listed in instructions. See instructions for revolving charge accounts.

None ☐

Report liabilities over \$10,000 owed to any one creditor at any time during the reporting period by you, your spouse, or dependent children. Check the highest amount owed during the reporting period. Exclude			unless it is rented out; loans secured by automobiles, household furniture or appliances; and liabilities owed to certain relatives listed in instructions. See instructions for revolving charge accounts.			Category of Amount or Value (x)											
Creditors (Name and Address)		Type of Liability	Date Incurred	Interest Rate	Term if applicable	\$10,001 - \$15,000	\$15,001 - \$50,000	\$50,001 - \$100,000	\$100,001 - \$250,000	\$250,001 - \$500,000	\$500,001 - \$1,000,000	Over \$1,000,000*	\$1,000,001 - \$5,000,000	\$5,000,001 - \$25,000,000	\$25,000,001 - \$50,000,000	Over \$50,000,000	
Examples	First District Bank, Washington, DC	Mortgage on rental property, Delaware	1991	8%	25 yrs.			x									
	John Jones, 123 J St., Washington, DC	Promissory note	1999	10%	on demand				x								
1	See attached Schedule C		Part I Response														
2																	
3																	
4																	
5																	

*This category applies only if the liability is solely that of the filer's spouse or dependent children. If the liability is that of the filer or a joint liability of the filer with the spouse or dependent children, mark the other higher categories, as appropriate.

Part II: Agreements or Arrangements

Report your agreements or arrangements for: (1) continuing participation in an employee benefit plan (e.g. pension, 401k, deferred compensation); (2) continuation of payment by a former employer (including severance payments); (3) leaves

of absence; and (4) future employment. See instructions regarding the reporting of negotiations for any of these arrangements or benefits.

None ☐

Status and Terms of any Agreement or Arrangement		Parties	Date
Example	Pursuant to partnership agreement, will receive lump sum payment of capital account & partnership share calculated on service performed through 1/00.	Doe Jones & Smith, Hometown, State	7/85
1	Mr. Romney retired from Bain Capital on February 11, 1999 to head the Salt Lake Organizing Committee, and since that date Mr. Romney has not had any active role with any Bain Capital entity. In connection with his retirement from Bain Capital,		
2	Mr. Romney entered into an agreement with Bain Capital, LLC and certain affiliates imposing certain non-compete, non-hire and confidentiality obligations on Mr. Romney through February 11, 2009, and providing for Mr. Romney to retain a passive		
3	profit share as a retired partner in certain Bain Capital entities formed on or prior to February 11, 2009 and for Mr. Romney to have the right on or prior to February 11, 2009 to make passive investments in certain Bain Capital entities. With respect		
4	to such profit shares and investments, since January 1, 2003 neither Mr. Romney nor Mrs. Romney has had any control over the assets acquired or disposed of, neither Mr. Romney nor Mrs. Romney has received any reports identifying specific assets held,		
5	and the management of the assets has been deemed blind by the Massachusetts State Ethics Commission.		
6			

Schedule C Part I Response

The investments in private equity and similar funds disclosed on Exhibit A (the "Funds") are made pursuant to agreements of limited partnership, subscription agreements and/or other similar documentation that could be characterized as creating liabilities for capital calls or other payments to be made by investors. Such documentation is typically dated on or about the date of organization of the Fund or the date of the investment, which dates vary in the case of the Funds disclosed on Exhibit A from 1987 through 2007. The payments generally do not bear interest, and are due upon demand by the Fund. In the case of Funds for which there are expected to be capital call for future investments, the following table lists the Funds and the maximum expected future liability for such capital calls:

<u>Fund Category</u>	<u>Amount</u>
<u>A. Ann Romney Blind Trust</u>	
GOLDEN GATE CAPITAL INVESTMENT FUND II-A, L.P.	Between \$15,001 and \$50,000
GOLDEN GATE CAPITAL INVESTMENT FUND II, L.P.	Between \$50,001 and \$100,000
GOLDEN GATE CAPITAL ANNEX FUND II, L.P.	Between \$100,001 and \$250,000
GS CAPITAL PARTNERS III, L.P.	Between \$100,001 and \$250,000
WHITEHALL STREET REAL ESTATE FUND IX/X	Between \$15,001 and \$50,000
WHITEHALL STREET REAL ESTATE FUND XI/XII	Between \$100,001 and \$250,000
WHITEHALL STREET GLOBAL REAL ESTATE 2007	Over \$1,000,000
<u>B. W. Mitt Romney IRA</u>	
SANKATY CREDIT OPPORTUNITIES III, L.P.	Between \$1,000,001 and \$5,000,000

Reporting Individual's Name W. Mitt Romney	SCHEDULE D	Page Number 1 of 1
---	-------------------	-----------------------

Part I: Positions Held Outside U.S. Government

Report any positions held during the applicable reporting period, whether compensated or not. Positions include but are not limited to those of an officer, director, trustee, general partner, proprietor, representative, employee, or consultant of any corporation, firm, partnership, or other business enterprise or any non-profit organization or educational institution. **Exclude** positions with religious, social, fraternal, or political entities and those solely of an honorary nature.

None ☐

Organization (Name and Address)		Type of Organization	Position Held	From (Mo., Yr.)	To (Mo., Yr.)
Examples	Nat'l Assn. of Rock Collectors, NY, NY	Non-profit education	President	6/92	Present
	Doe Jones & Smith, Hometown, State	Law firm	Partner	7/85	1/00
1	Commonwealth of Massachusetts	State	Governor (Note 19)	1/03	1/07
2	Irrevocable Trust	Trust established to hold	Trustee	12/91	present
3		extended family vacation property			
4					
5					
6					

Part II: Compensation in Excess of \$5,000 Paid by One Source

Report sources of more than \$5,000 compensation received by you or your business affiliation for services provided directly by you during any one year of the reporting period. This includes the names of clients and customers of any corporation, firm, partnership, or other business enterprise, or any other

non-profit organization when you directly provided the services generating a fee or payment of more than \$5,000. You need not report the U.S. Government as a source.

Do not complete this part if you are an Incumbent, Termination Filer, or Vice Presidential or Presidential Candidate.

not applicable None ☐

Source (Name and Address)		Brief Description of Duties
Examples	Doe Jones & Smith, Hometown, State	Legal services
	Metro University (client of Doe Jones & Smith), Moneytown, State	Legal services in connection with university construction
1		
2		
3		
4		
5		
6		

1. Other than cash and cash equivalents, all of the assets reported are held by The W. Mitt Romney Blind Trust, The Ann D. Romney Blind Trust, Mr. Romney's IRA, or Mrs. Romney's IRA. In each case, R. Bradford Malt, as trustee, has complete investment discretion over the assets held by these investment vehicles. Since January 1, 2003, neither Mr. Romney nor Mrs. Romney has had any control over the assets acquired or disposed of by the vehicles, neither Mr. Romney nor Mrs. Romney has received any reports identifying specific assets held, and the management of the assets has been deemed blind by the Massachusetts State Ethics Commission. Unless specifically noted otherwise, the assets and asset value and income amount for each holding are reported as of June 30, 2007. In instances where the asset is a fund, the filer has requested, and reported to the extent available, information about the identity of underlying holdings of the fund and value and income amounts for these underlying holdings. Value and income amounts reported for underlying holdings are part of, and not in addition to, value and income amounts reported for the fund. Income amounts are taken from K1's unless otherwise specifically noted. In instances where value and income amounts for a fund are reported as of dates other than June 30, 2007, such value and income amounts are reported as of the most recent date for which they are available.
2. The total asset value for this fund is reported as of April 30, 2007. The total income amount for this fund is reported as of December 31, 2006. The filer has requested information about underlying holdings of the fund and value and income amounts for these underlying holdings. However, the fund manager has informed the filer in writing that this information is confidential and proprietary, and has declined to provide such information.
3. The total asset value for this fund is reported as of June 30, 2007. The total income amount for this fund is reported as of December 31, 2006. The filer has requested information about underlying holdings of the fund and value and income amounts for these underlying holdings. The underlying holdings of this fund are reported as of December 31, 2006, the most recent date for which the fund manager has agreed to provide the information. The value and income amounts for the underlying holdings are not readily ascertainable.
4. The total asset values for these funds are reported as of June 30, 2007. The total income amounts for these funds are reported as of December 31, 2006. The filer has requested information about underlying holdings of these funds and value and income amounts for these underlying holdings. However, the fund managers have informed the filer in writing that this information is confidential and proprietary, and have declined to provide such information.

5. The total asset values for this fund is reported as of April 30, 2007. The total income amount for this fund is reported as of April 30, 2007. The filer has requested information about underlying holdings of the fund and value and income amounts for these underlying holdings. The underlying holdings of this fund are reported as of April 30, 2007, the most recent date for which the fund manager has agreed to provide the information. The value and income amounts for the underlying holdings are not readily ascertainable.

6. The total asset value for this fund is reported as of June 30, 2007. The total income amount for this fund is reported as of December 31, 2006. The filer has requested information about underlying holdings of the fund and value and income amounts for these underlying holdings. The underlying holdings of this fund are reported as of December 31, 2006, the most recent date for which the fund manager has agreed to provide the information. The value and income amounts for the underlying holdings are not readily ascertainable.

7. The total asset value for this fund is reported as of June 30, 2007. The total income amount for this fund is reported as of December 31, 2006. The filer has requested information about underlying holdings of the fund and value and income amounts for these underlying holdings. The underlying holdings of this fund are reported as of December 31, 2006, the most recent date for which the fund manager has agreed to provide the information. The value and income amounts for the underlying holdings are not readily ascertainable.

8. The total asset value for this fund is reported as of April 30, 2007. The total income amount for this fund is reported as of April 30, 2007. The filer has requested information about underlying holdings of the fund and value and income amounts for these underlying holdings. The underlying holdings of this fund are reported as of April 30, 2007, the most recent date for which the fund manager has agreed to provide the information. The value and income amounts for the underlying holdings are not readily ascertainable.

9. The total asset value for this fund is reported as of June 30, 2007. The total income amount for this fund is reported as of December 31, 2006. The filer has requested information about underlying holdings of the fund and value and income amounts for these underlying holdings. The underlying holdings of this fund are reported as of March 31, 2007, the most recent date for which the fund manager has agreed to provide the information. The value and income amounts for the underlying holdings are not readily ascertainable.

10. The total asset value for this fund is reported as of June 30, 2007. The total income amount for this fund is reported as of December 31, 2006. The filer has requested information about underlying holdings of the fund and value and income amounts for these underlying holdings. The underlying holdings of this fund are reported as of December 31, 2006, the most recent date for which the

fund manager has agreed to provide the information. The value and income amounts for the underlying holdings are not readily ascertainable.

11. The total asset values for these funds are reported as of June 30, 2007. The total income amounts for these funds are reported as of December 31, 2006. The filer has requested information about underlying holdings of these funds and value and income amounts for these underlying holdings. However, the fund managers have informed the filer in writing that this information is confidential and proprietary, and have declined to provide such information. For GS Hedge Fund Partners II LLC and GS Hedge Fund Partners LLC, K1's have not been issued and income amounts are derived from tax estimates provided by the fund managers.

12. The total asset value for this fund is reported as of March 31, 2007. The total income amount for this fund is reported as of March 31, 2007. The filer has requested information about underlying holdings of the fund and value and income amounts for these underlying holdings. The underlying holdings of this fund are reported as of March 31, 2007, the most recent date for which the fund manager has agreed to provide the information. The value and income amounts for the underlying holdings are not readily ascertainable.

13. The total asset values for these funds are reported as of March 31, 2007. The total income amounts for these funds are reported as of December 31, 2006. The filer has requested information about underlying holdings of the funds and values and income amounts for these underlying holdings. The underlying holdings of these funds are reported as of December 31, 2006, the most recent date for which the fund managers have agreed to provide the information. The value and income amounts for the underlying holdings are not readily ascertainable.

14. As of June 30, 2007, this newly-organized real estate partnership held only cash and cash equivalents designated for future real estate investments.

15. The total asset values for these funds are reported as of March 31, 2007. The total income amounts for these funds are reported as of December 31, 2006. The filer has requested information about underlying holdings of the funds and values and income amounts for these underlying holdings. The underlying holdings of these funds are reported as of December 31, 2006, the most recent date for which the fund managers have agreed to provide the information. The value and income amounts for the underlying holdings are not readily ascertainable. In addition, no further information about the underlying holdings is available.

16. The total asset value for this fund is reported as of December 31, 2006. The total income amounts for this fund are reported as of December 31, 2006. The filer has requested information about underlying holdings of the fund and values and income amounts for these underlying holdings. However, the fund manager

has informed the filer in writing that this information is confidential and proprietary, and has declined to provide such information.

17. The value of this asset is the contractual right of the Ann D. Romney Blind Trust to receive a distribution of profits through February 11, 2009. As a result, the fair market value of the asset depends on indeterminate future events, and is reported at cost as permitted by 5 CFR 2634.301(e) and the Instructions for Completing SF 278. After receipt of a distribution of profits with respect to the period ending February 11, 2009, this contractual right will terminate, with no residual interest and no right to further payment.

18. The total asset values for these funds are reported as of December 31, 2006. The total income amounts for these funds are reported as of December 31, 2006. The filer has requested information about underlying holdings of these funds and values and income amounts for these underlying holdings. However, the fund managers have informed the filer in writing that this information is confidential and proprietary, and has declined to provide such information.

19. The filer waived his salary as Massachusetts Governor during his term of service in this position.