

RESTRICTED-FR

Primary Dealer Credit Facility Collateral Report For Tuesday, September 23

Highlights

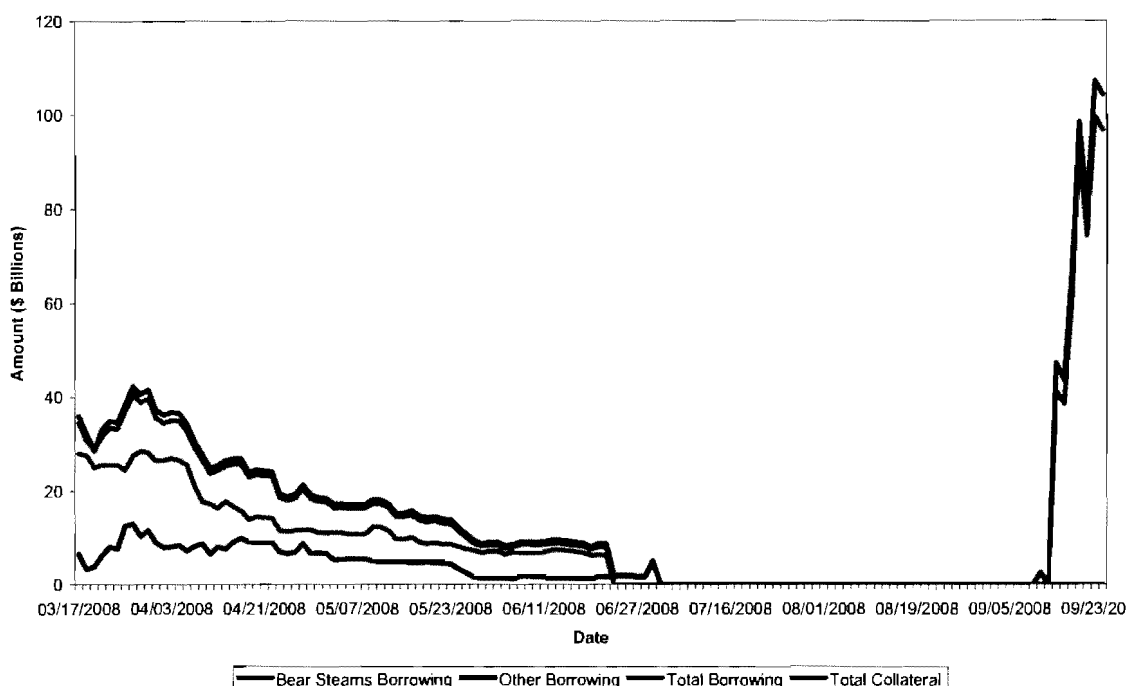
- Total PDCF borrowing remained elevated on Tuesday, with PDCF loans totaling \$96.66 billion.
- Barclays, Citigroup, Goldman Sachs, Merrill Lynch and Morgan Stanley all continued to be sizable borrowers, with PDCF loans to each of these dealers exceeding \$10 billion.
- Morgan Stanley, Merrill Lynch and Goldman Sachs continued to take advantage of the expanded collateral eligibility schedule. Approximately \$9.28 billion (or 27.6%) of Morgan Stanley collateral was foreign denominated on Tuesday, including \$3.9 billion in foreign sovereign debt. The foreign denominated component of Merrill Lynch and Goldman Sachs collateral was comparatively modest at 2.85 and 1.94 percent of these dealers's total collateral, respectively. Merrill Lynch financed a relatively small quantity (\$37 million) of foreign denominated sovereign debt.

Overnight Borrowings – in billions

Dealer	23SEP2008	22SEP2008	19SEP2008	18SEP2008	17SEP2008
BNP Paribas	0.05	0.20	0.20	0.70	0.40
Bank of America	3.00	1.00		0.50	
Barclays	14.00	16.00	16.00	47.94	
Citigroup	14.30	12.15	10.75	8.75	4.75
Daiwa				0.44	
Goldman Sachs	10.25	10.25	5.00	5.00	2.50
Lehman Brothers					20.43
Merrill Lynch	19.41	18.12	6.80	5.10	4.70
Mizuho	0.24	0.23	0.23	0.04	
Morgan Stanley	31.02	38.05	35.30	24.00	27.00
UBS	4.40	3.40			
Total Borrowings	96.66	99.40	74.28	92.47	59.78
Total Collateral	104.15	107.02	79.62	98.37	66.08
Collateral Cushion	7.75%	7.67%	7.19%	6.38%	10.54%

RESTRICTED-FR

PDCF Borrowing Trend



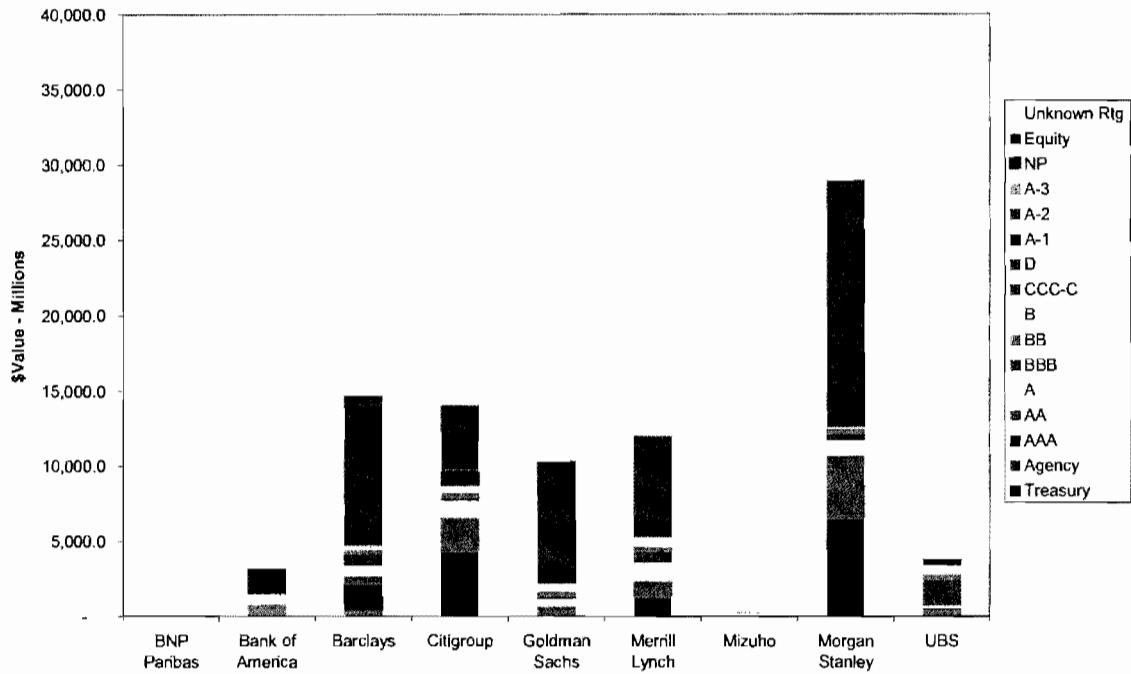
Composition of Collateral Pledged for September 23 Borrowings - in millions

Rating ¹	BNP Paribas	Bank of America	Barclays	Citigroup	Goldman Sachs	Merrill Lynch	Mizuho	Morgan Stanley	UBS	Total
Treasury						121.8		95.0		216.9
Agency			394.9	24.3		19.5			460.5	899.2
AAA			1,691.0	4,198.3	29.7	1,075.0		6,360.5	92.2	13,446.6
AA			571.7	2,362.8	632.6	1,150.7	46.1	4,269.9	63.3	9,096.9
A			714.8	1,122.9	527.2	1,230.1	189.1	1,003.2	103.3	4,890.7
BBB		6.5	740.8	122.0	110.2	714.3	16.8	397.3	1,720.9	3,828.7
BB		799.4	283.3	415.2	337.7	308.5		367.6	351.9	2,863.6
B		699.5	319.1	458.5	569.2	678.1		151.0	623.8	3,499.1
CCC-C		1,704.5	315.2	609.7	853.4	739.3		798.9	244.4	5,265.4
D			61.5	145.1	97.8	163.8		34.5	184.7	687.4
A-1	1.0		4.9	188.9				0.6		195.5
A-2			2.2	96.2				0.1		98.5
A-3				11.0						11.0
NP										
Equity	52.5		9,626.0	4,318.1	7,228.9	5,842.8		15,523.0		42,591.2
Unknown Rtg		0.3	278.8	1,290.4	603.9	8,822.8		4,584.8	976.8	16,557.9
Total Collateral	53.5	3,210.2	15,004.2	15,363.3	10,990.5	20,866.7	252.0	33,586.4	4,821.8	104,148.6
Total Borrowings	50.0	3,000.0	14,000.0	14,300.0	10,250.0	19,407.5	235.5	31,021.9	4,400.0	96,664.8
Collateral Cushion	7.00%	7.01%	7.17%	7.44%	7.22%	7.52%	7.02%	8.27%	9.59%	7.74%

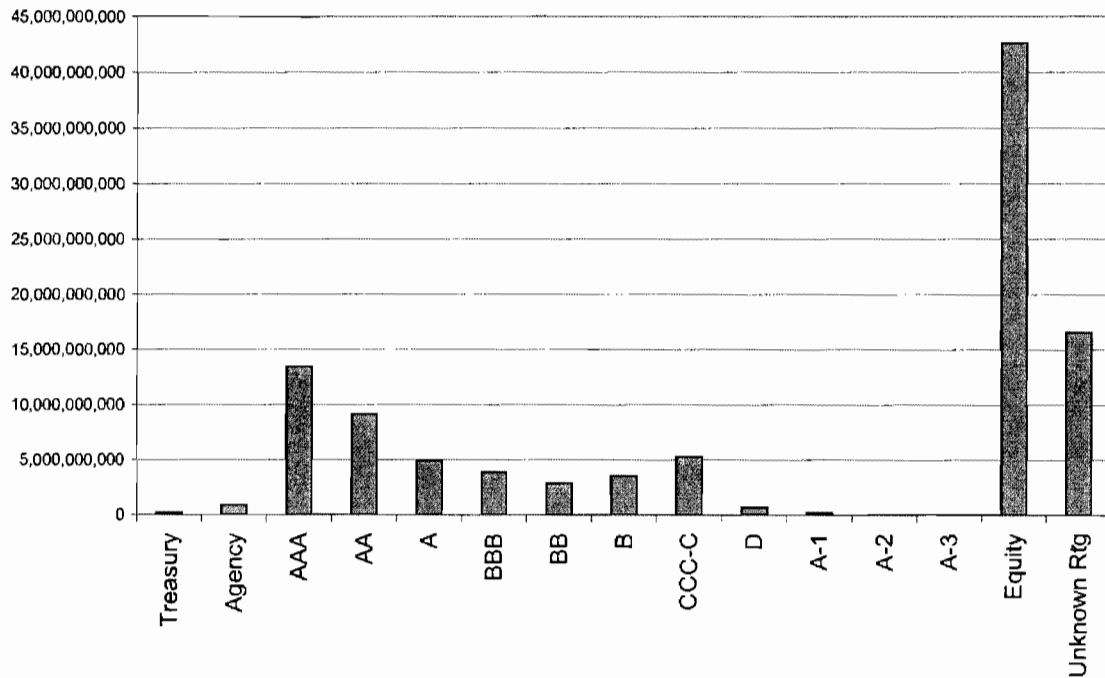
¹ As of May 30, reported ratings reflect the lowest of the available investment grade ratings of each security.

RESTRICTED-FR

Collateral Value and Rating Distribution by Dealer

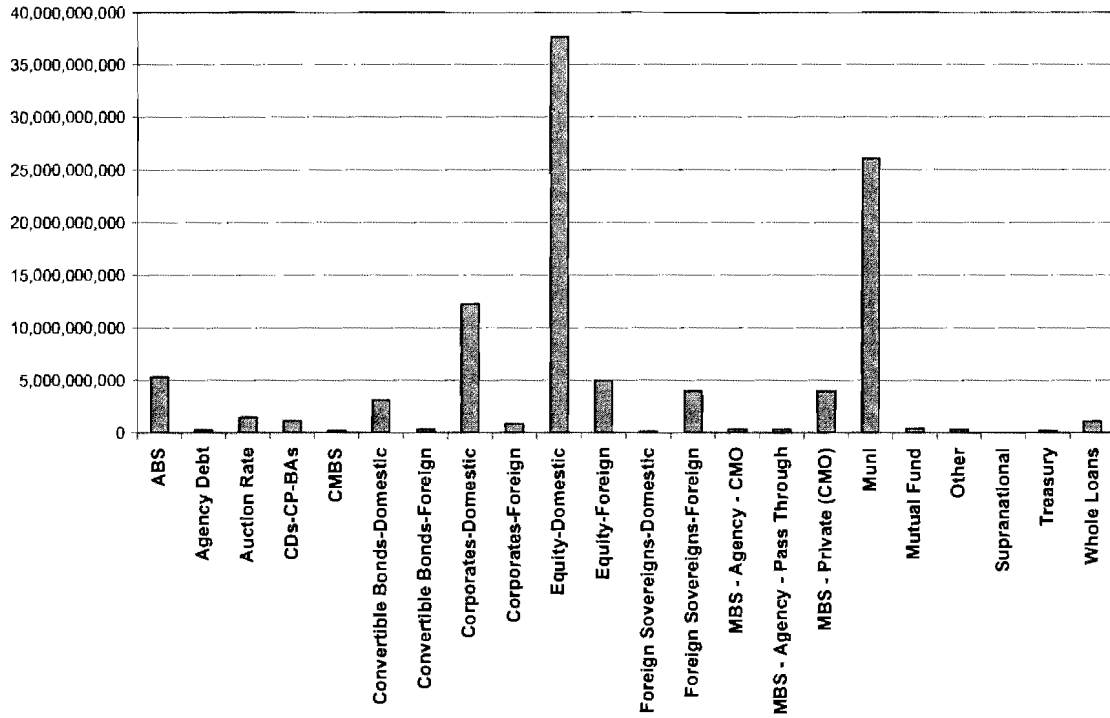


Distribution of Total Pledged Collateral by Rating



RESTRICTED-FR

Distribution of Total Pledged Collateral by Asset Class



Collateral Composition across all PDCF Participating Dealers

Rating	Dollar Value	% Total
Treasury	216,896,161	0.21%
Agency	899,174,734	0.86%
AAA	13,446,628,687	12.91%
AA	9,096,938,497	8.73%
A	4,890,651,234	4.70%
BBB	3,828,697,412	3.68%
BB	2,863,622,345	2.75%
B	3,499,139,916	3.36%
CCC-C	5,265,391,239	5.06%
D	687,414,826	0.66%
A-1	195,456,768	0.19%
A-2	98,499,104	0.09%
A-3	10,984,010	0.01%
Equity	42,591,233,805	40.89%
Unknown Rtg	16,557,883,391	15.90%
Total	104,148,612,127	100.00%

RESTRICTED-FR

Collateral Composition across all PDCF Participating Dealers (continued)

Collateral Type	Dollar Value	% Total
ABS	5,307,456,435	5.10%
Agency Debt	260,041,869	0.25%
Auction Rate	1,452,494,200	1.39%
CDs-CP-BAs	1,102,828,920	1.06%
CMBS	219,051,495	0.21%
Convertible Bonds-Domestic	3,095,244,535	2.97%
Convertible Bonds-Foreign	309,893,545	0.30%
Corporates-Domestic	12,225,363,371	11.74%
Corporates-Foreign	835,651,963	0.80%
Equity-Domestic	37,614,576,025	36.12%
Equity-Foreign	4,976,657,780	4.78%
Foreign Sovereigns-Domestic	94,376,454	0.09%
Foreign Sovereigns-Foreign	3,967,328,646	3.81%
MBS - Agency - CMO	304,107,811	0.29%
MBS - Agency - Pass Through	335,025,054	0.32%
MBS - Private (CMO)	3,950,272,230	3.79%
Muni	26,045,287,734	25.01%
Mutual Fund	409,740,234	0.39%
Other	313,682,706	0.30%
Supranational	22,999,326	0.02%
Treasury	216,896,161	0.21%
Whole Loans	1,089,635,632	1.05%
Total	104,148,612,127	100.00%

RESTRICTED-FR

Collateral Composition by Dealer

Dealer	Collateral	Rating	Dollar Value	% Total
BNP Paribas	CDs-CP-BAs	A-1	987,469	1.85%
	Equity-Domestic	Equity	52,515,829	98.15%
	Dealer Total		53,503,298	100.00%
Bank of America	Corporates-Domestic	BBB	6,489,228	0.20%
		BB	799,399,994	24.90%
		B	699,518,840	21.79%
		CCC-C	1,704,509,816	53.10%
	Unknown Rtg	280,000	0.01%	
Dealer Total		3,210,197,877	100.00%	
Barclays	ABS	AAA	63,586,863	0.42%
		AA	80,874,655	0.54%
		A	36,290,202	0.24%
		BBB	186,962,294	1.25%
		BB	16,895,405	0.11%
		B	24,148,910	0.16%
		CCC-C	60,180,588	0.40%
		D	33,805,307	0.23%
		Unknown Rtg	660,169	0.00%
		Agency Debt	Agency	60,896,138
	CDs-CP-BAs	A-1	4,902,848	0.03%
		A-2	2,204,910	0.01%
		Unknown Rtg	8,420,481	0.06%
	Corporates-Domestic	AAA	516,988,042	3.45%
		AA	113,721,004	0.76%
		A	422,005,182	2.81%
		BBB	456,525,384	3.04%
		BB	162,582,649	1.08%
		B	227,308,644	1.51%
		CCC-C	217,249,326	1.45%
		D	10,639,044	0.07%
		Unknown Rtg	58,146,583	0.39%
		Equity-Domestic	Equity	9,625,988,257
	MBS - Agency - CMO	Agency	2,058,807	0.01%
	MBS - Agency - Pass Through	Agency	331,950,231	2.21%
	MBS - Private (CMO)	AAA	994,756,071	6.63%
		AA	243,058,284	1.62%
A		131,263,353	0.87%	
BBB		95,047,460	0.63%	
BB		103,831,072	0.69%	
B		67,629,780	0.45%	
CCC-C		37,725,788	0.25%	
D		10,347,198	0.07%	
Unknown Rtg	87,433,662	0.58%		
Muni	AAA	113,208,776	0.75%	
	AA	134,018,729	0.89%	
	A	125,278,566	0.83%	
	BBB	2,269,840	0.02%	
	CCC-C	433	0.00%	
	D	6,705,000	0.04%	
Unknown Rtg	69,274,980	0.46%		
Mutual Fund	AAA	481,826	0.00%	
	Unknown Rtg	54,906,004	0.37%	
Supranational	AAA	1,969,423	0.01%	
Treasury	Treasury	7,405	0.00%	
Dealer Total		15,004,205,571	100.00%	

RESTRICTED-FR

Collateral Composition by Dealer (continued)

Dealer	Collateral	Rating	Dollar Value	% Total
Citigroup	ABS	AAA	364,542,786	2.37%
		AA	539,645,566	3.51%
		A	354,262,452	2.31%
		BBB	94,207,475	0.61%
		BB	86,111,588	0.56%
		B	155,206,243	1.01%
		CCC-C	153,620,229	1.00%
		D	84,776,491	0.55%
		Unknown Rtg	209,792,203	1.37%
		Agency Debt	Agency	24,310,959
	CDs-CP-BAs	A-1	188,948,743	1.23%
		A-2	96,167,067	0.63%
		A-3	10,984,010	0.07%
		Unknown Rtg	51,462,352	0.33%
	Corporates-Domestic	AAA	44,646,236	0.29%
		AA	103,917,261	0.68%
		A	230,232,165	1.50%
		BBB	20,448,483	0.13%
		BB	3,210,667	0.02%
		CCC-C	448,686,793	2.92%
D		2,009,275	0.01%	
Unknown Rtg		148,343,389	0.97%	
Equity-Domestic		Equity	4,318,057,056	28.11%
MBS - Private (CMO)		AAA	74,513,720	0.49%
	AA	4,670,827	0.03%	
	A	744,561	0.00%	
	BBB	7,360,676	0.05%	
	BB	325,855,655	2.12%	
	B	303,278,307	1.97%	
	CCC-C	7,397,800	0.05%	
Muni	AAA	3,597,259,608	23.41%	
	AA	1,714,595,310	11.16%	
	A	537,647,083	3.50%	
	D	58,305,000	0.38%	
	Unknown Rtg	839,674,545	5.47%	
Mutual Fund	AAA	112,514,805	0.73%	
	Unknown Rtg	41,118,816	0.27%	
Supranational	AAA	4,806,020	0.03%	
Dealer Total			15,363,332,221	100.00%

RESTRICTED-FR

Collateral Composition by Dealer (continued)

Dealer	Collateral	Rating	Dollar Value	% Total
Goldman Sachs	ABS	B	12,174,137	0.11%
		CCC-C	68,890,842	0.63%
		D	24,262,725	0.22%
		Unknown Rtg	44,870,495	0.41%
	CMBS	Unknown Rtg	2,060,464	0.02%
		Convertible Bonds-Domestic	A	5,652,175
	Convertible Bonds-Foreign	BBB	525,486	0.00%
		BB	3,497,283	0.03%
		Unknown Rtg	38,858,958	0.35%
		AAA	10,234,039	0.09%
		AA	78,310,591	0.71%
		A	8,254,305	0.08%
		BBB	29,219,414	0.27%
		B	1,355,930	0.01%
		Unknown Rtg	29,155,007	0.27%
		Corporates-Domestic	BB	198,453,143
	Corporates-Foreign	B	553,230,980	5.03%
		CCC-C	776,115,106	7.06%
		D	73,564,028	0.67%
		Unknown Rtg	962,539	0.01%
Equity-Domestic		Equity	7,172,756,694	65.26%
Equity-Foreign		Equity	56,131,825	0.51%
MBS - Private (CMO)		AAA	2,404,918	0.02%
		BBB	8,300,021	0.08%
		BB	135,444,655	1.23%
		B	2,413,086	0.02%
	CCC-C	8,367,017	0.08%	
	Unknown Rtg	4,871,540	0.04%	
Muni	AAA	17,060,000	0.16%	
	AA	554,258,565	5.04%	
	A	513,340,295	4.67%	
	BBB	72,105,569	0.66%	
	BB	264,340	0.00%	
	Unknown Rtg	422,253,134	3.84%	
Mutual Fund	Unknown Rtg	60,850,867	0.55%	
Dealer Total			10,990,470,172	100.00%

RESTRICTED-FR

Collateral Composition by Dealer (continued)

Dealer	Collateral	Rating	Dollar Value	% Total	
Merrill Lynch	ABS	AAA	6,733,834	0.03%	
		AA	64,047,207	0.31%	
		A	242,395,786	1.16%	
		BBB	26,833,380	0.13%	
		BB	17,603,847	0.08%	
		B	51,424,455	0.25%	
		CCC-C	110,617,120	0.53%	
		D	12,128,056	0.06%	
		Unknown Rtg	51,221,956	0.25%	
		Agency Debt	Agency	19,457,342	0.09%
		Auction Rate	AAA	376,919,432	1.81%
			AA	251,228,109	1.20%
			A	254,292,019	1.22%
	BBB		241,821,245	1.16%	
	CCC-C		150,329,305	0.72%	
	CDs-CP-BAs	D	121,443,296	0.58%	
		Unknown Rtg	56,460,794	0.27%	
		Unknown Rtg	9,998,760	0.05%	
	CMBS	Unknown Rtg	113,853,896	0.55%	
	Convertible Bonds-Domestic	AA	17,774,345	0.09%	
		A	399,303,670	1.91%	
		BBB	149,018,026	0.71%	
		BB	172,314,346	0.83%	
		B	189,175,012	0.91%	
		CCC-C	107,891,259	0.52%	
		Unknown Rtg	576,233,995	2.76%	
		Convertible Bonds-Foreign	AA	48,670	0.00%
			BBB	5,155	0.00%
			BB	406	0.00%
	B		103	0.00%	
	Corporates-Domestic	Unknown Rtg	50,529,831	0.24%	
		AA	39,838,316	0.19%	
		A	60,376,300	0.29%	
BBB		140,103,341	0.67%		
BB		43,249,294	0.21%		
B		371,202,496	1.78%		
CCC-C		358,173,415	1.72%		
D		11,589,942	0.06%		
Unknown Rtg		446,624,628	2.14%		
Corporates-Foreign		BBB	73,702,276	0.35%	
	BB	70,369,504	0.34%		
	CCC-C	4,453,086	0.02%		
	Equity-Domestic	Equity	5,483,621,523	26.28%	
Equity-Foreign	Equity	359,153,793	1.72%		
Foreign Sovereigns-Domestic	B	18,716,253	0.09%		
	D	16,174,080	0.08%		
Foreign Sovereigns-Foreign	B	32,378,024	0.16%		
	CCC-C	2,096,508	0.01%		
	D	2,417,271	0.01%		
MBS - Private (CMO)	AAA	1,903	0.00%		
	A	57,698,804	0.28%		
	BBB	5,250,303	0.03%		
	BB	3,185,484	0.02%		
	B	12,749,014	0.06%		
	CCC-C	3,888,591	0.02%		
	D	6,618	0.00%		
	Unknown Rtg	10,758,317	0.05%		
Muni	AAA	675,089,212	3.24%		
	AA	777,719,579	3.73%		
	A	216,029,806	1.04%		
	BBB	77,530,514	0.37%		
	BB	531,587	0.00%		
	B	42,713	0.00%		
	CCC-C	1,862,539	0.01%		
	Unknown Rtg	6,076,675,377	29.12%		
Mutual Fund	Unknown Rtg	30,936,226	0.15%		
Other	BB	1,282,952	0.01%		
	B	2,428,103	0.01%		
	D	90,674	0.00%		
	Unknown Rtg	309,880,977	1.49%		
Supranational	AAA	16,223,882	0.08%		
Treasury	Treasury	121,847,426	0.58%		
Whole Loans	Unknown Rtg	1,089,635,632	5.22%		
Dealer Total			20,866,690,941	100.00%	

RESTRICTED-FR

Collateral Composition by Dealer (continued)

Dealer	Collateral	Rating	Dollar Value	% Total
Mizuho	Corporates-Domestic	AA	46,089,703	18.29%
		A	189,103,531	75.05%
		BBB	16,784,828	6.66%
		Dealer Total	251,978,062	100.00%
Morgan Stanley	ABS	AAA	89,480,138	0.27%
		A	9,959,105	0.03%
		BBB	13,240,526	0.04%
		BB	2,120,703	0.01%
		B	1,585,078	0.00%
		CCC-C	91,373,996	0.27%
		D	28,470,018	0.08%
		Unknown Rtg	100,590,699	0.30%
		CDs-CP-BAs	A-1	617,708
	A-2		127,126	0.00%
	Unknown Rtg		728,007,446	2.17%
	CMBS	BBB	21,900	0.00%
		Unknown Rtg	103,115,235	0.31%
	Convertible Bonds-Domestic	AA	20,843,776	0.06%
		A	81,857,200	0.24%
		BBB	48,095,270	0.14%
		BB	64,073,473	0.19%
B		243,032	0.00%	
CCC-C		24,329,226	0.07%	
Unknown Rtg		604,943,115	1.80%	
Convertible Bonds-Foreign	Unknown Rtg	102,780,096	0.31%	
Corporates-Domestic	AAA	350,000	0.00%	
	BBB	164,224,223	0.49%	
	BB	113,696,018	0.34%	
	B	122,931,625	0.37%	
	CCC-C	600,800,739	1.79%	
	D	14,000	0.00%	
	Unknown Rtg	178,285,787	0.53%	
Corporates-Foreign	AA	532,587,977	1.59%	
	BBB	37,861,403	0.11%	
	BB	31,030,639	0.09%	
	B	2,356,232	0.01%	
	CCC-C	22,822,195	0.07%	
	D	930,860	0.00%	
	Unknown Rtg	59,537,790	0.18%	
Equity-Domestic	Equity	10,961,636,666	32.64%	
Equity-Foreign	Equity	4,561,372,162	13.58%	
Foreign Sovereigns-Domestic	BB	42,587,339	0.13%	
	D	1,606,309	0.00%	
	Unknown Rtg	15,292,472	0.05%	
Foreign Sovereigns-Foreign	AAA	2,814,524,775	8.38%	
	AA	733,039,740	2.18%	
	BBB	2,949,759	0.01%	
	BB	1,937,219	0.01%	
	Unknown Rtg	377,985,350	1.13%	
MBS - Private (CMO)	AAA	193,549,907	0.58%	
	AA	59,626,278	0.18%	
	A	6,628,002	0.02%	
	BBB	30,509,961	0.09%	
	BB	104,867,656	0.31%	
	B	23,057,156	0.07%	
	CCC-C	23,368,419	0.07%	
	D	3,454,829	0.01%	
Muni	Unknown Rtg	63,514,154	0.19%	
	AAA	3,262,558,472	9.71%	
	AA	2,923,764,030	8.71%	
	A	904,737,260	2.69%	
	BBB	100,367,403	0.30%	
	BB	7,335,662	0.02%	
	B	795,000	0.00%	
Mutual Fund	CCC-C	36,196,856	0.11%	
	Unknown Rtg	2,141,854,644	6.38%	
	Unknown Rtg	108,931,691	0.32%	
Treasury	Treasury	95,041,330	0.28%	
Dealer Total			33,586,394,856	100.00%

RESTRICTED-FR

Collateral Composition by Dealer (continued)

Dealer	Collateral	Rating	Dollar Value	% Total
UBS	ABS	AAA	23,583,765	0.49%
		AA	63,259,976	1.31%
		A	9,076,992	0.19%
		BBB	237,726,809	4.93%
		BB	247,907,886	5.14%
		B	591,545,022	12.27%
		CCC-C	231,866,083	4.81%
		D	166,130,880	3.45%
		Unknown Rtg	120,765,492	2.50%
	Agency Debt	Agency	155,377,430	3.22%
	Convertible Bonds-Domestic	A	58,800,047	1.22%
		BBB	237,740,533	4.93%
		Unknown Rtg	294,074,306	6.10%
	Corporates-Domestic	A	462,026	0.01%
		BBB	1,215,210,244	25.20%
		BB	657,363	0.01%
		B	41,950	0.00%
		Unknown Rtg	106,369,803	2.21%
	MBS - Agency - CMO	Agency	302,049,005	6.26%
	MBS - Agency - Pass Through	Agency	3,074,823	0.06%
	MBS - Private (CMO)	AAA	68,640,232	1.42%
		A	34,960,348	0.73%
		BBB	30,238,982	0.63%
BB		103,324,516	2.14%	
B		32,203,792	0.67%	
CCC-C		12,578,164	0.26%	
D		18,543,925	0.38%	
	Unknown Rtg	390,951,425	8.11%	
Muni	Unknown Rtg	64,677,308	1.34%	
Dealer Total			4,821,839,129	100.00%

Notes

1. The market value of the overnight PDCF collateral is the market value reported by the clearing banks.
2. As of May 30, the classification of securities has been slightly adjusted to more closely align securities with their descriptive category.